

Criminal Justice Information Network Governing Board Report
to the
Chairs of the Senate and House Appropriations Committees,
the
Chairs of the Senate and House Appropriations Subcommittees on Justice and Public Safety
and the
Fiscal Research Division of the General Assembly

June, 1999

During the 1994 Special Crime Session, the North Carolina General Assembly created the Criminal Justice Information Network Study Committee and appropriated monies for the study of a statewide criminal justice information network. The legislation was enacted based on the recognition of the need for further coordination and cooperation in establishing standards for sharing criminal justice information between state and local agencies. The Criminal Justice Information Network Study Final Report, dated April 7, 1995, was a comprehensive strategic plan that provided the vision for the statewide Criminal Justice Information Network. Based on recommendations and strategies identified in the plan, the General Assembly established the Criminal Justice Information Network (CJIN) Governing Board (hereafter referred to as the Board).

The Criminal Justice Information Network Governing Board created pursuant to Section 23.3 of Chapter 18 of the Session Laws of the 1996 Second Extra Session shall report by March 1, 1999, to the Chairs of the Senate and House Appropriations Committees, the Chairs of the Senate and House Appropriations subcommittees on Justice and Public Safety, and the Fiscal Research Division of the General Assembly on:

- (1) The operations of the Board, including the Board's progress in developing data-sharing standards in cooperation with State and local agencies and the estimated time of completion of the standards;
- (2) The operating budget of the Board, the expenditures of the Board as of the date of the report, and the amount of funds in reserve for the operation of the Board;
- (3) A long-term strategic plan and the cost analysis for statewide implementation of the Criminal Justice Information Network. For each component of the Network, the initial cost estimate of the component, the amount of funds spent to date on the component, the source of funds for expenditures to date, and a timetable for completion of that component, including additional resources needed at each point.

TABLE OF CONTENTS

	<u>Page</u>
<u>Operations of the Board</u>	- 1 -
Data Sharing Standards	- 2 -
<u>Operating Budget of the Board</u>	
Expenditures and Reserves	- 4 -
Additional CJIN Funding - State Agencies	- 4 -
Additional CJIN Funding - Local Agencies	- 5 -
<u>Long Term Strategic Plan and Cost Analysis</u>	- 6 -
Statewide Magistrate System (Criminal Tracking System - Magistrate Warrant Control Module)	- 8 -
Statewide Automated Fingerprint Identification System (SAFIS)	- 9 -
Mobile Data Network (MDN)	- 10 -
Courtroom Automation - CourtFlow	- 12 -
CJIN Network Security	- 13 -
CJIN-Voice Trunking Network (VTN)	- 14 -
Juvenile Network (J-NET)	- 16 -
End-User Technology	- 20 -
Statewide Criminal History Repository	- 21 -
Statewide Identification Index	- 21 -
Total Cost Estimates To Date	- 22 -
<u>Summary</u>	- 23 -
<u>Attachments</u>	
CJIN Board Membership	
Statewide Automated Fingerprint Identification System (SAFIS)	
Mobile Data Network (MDN)	
CJIN-Voice Trunking Network (VTN)	
Juvenile Network (J-NET)	

OPERATIONS OF THE BOARD

Section 23.3 of Chapter 18 of the Session Laws of the 1996 Second Extra Session established the Criminal Justice Information Network Governing Board. The Board was established with an appropriation of \$400,000 in non-reverting funds. Of these funds, \$100,000 was designated for operating funds while the remaining \$300,000 was designated for the Data Sharing Standards project identified within the CJIN Study Final Report. There were no staff positions established for the Board and it was placed within the Department of Justice for administrative purposes only.

During the later months of 1996, the various appointments (fifteen in total) were made to the Board and Governor James B. Hunt, Jr. called the first meeting on February 17, 1997. During the meeting, and as directed by the establishing legislation, the Board elected Richard H. Moore, Secretary of the Department of Crime Control and Public Safety, as Chairman of the Board and Ronald P. Hawley, Assistant Director of the State Bureau of Investigation, as Vice-Chairman. At the July 29, 1998 Governing Board meeting, Chairman Moore and Vice-Chairman Hawley were re-elected by acclamation to continue their tenure as officers of the board. At the December 2, 1998 board meeting, the members voted to establish quarterly meetings to be held on the second Thursday of the last month of each quarter.

Responding to the ever growing administrative demands of CJIN, Secretary of Crime Control and Public Safety Richard Moore authorized the use of an existing position within the State Highway Patrol to be allocated as an Administrative Assistant. This person was hired on May 1, 1998. In addition, the Administrative Assistant has provided support for Secretary Richard Moore and Assistant Director Ronald P. Hawley who functioned cooperatively as the "Executive Director" of CJIN.

Just before last year's CJIN Report to the General Assembly, there was a presentation to the Appropriations Subcommittees on Justice and Public Safety by Senator Thomas LaFontine Odom and Mecklenburg County officials. The issue of CJIN Board membership was raised as a source of concern for Judicial Branch agencies whose elected members feel there was inadequate representation. Based on these facts, this issue was included in the report for the purpose of fully informing the General Assembly. The proposed change in membership was presented to the CJIN Governing Board in April 1998, who voted to forward the recommendation to the General Assembly. After review of the information provided, the General Assembly approved four additional board members as follows: 2 Judges, trial court of the General Court of Justice; 1 Clerk of Superior Court, 1 Magistrate. These members have been appointed and were on board by time the Board had its first meeting of 1999 on March 11. Attached is a chart showing the current make-up of the board.

It should be noted that the original recommendation for Board membership included additional representatives from the Judicial Branch of Government due to the large number of constituents involved with criminal justice and public safety. In developing this recommendation, considerable effort was exerted to insure balances between the branches of government as well as the levels of government. This continues to be an important consideration for CJIN.

The Board has continued to address a number of significant issues during the past year. These include the Data Sharing Standards project, review of the Mobile Data Network project administered by the North Carolina State Highway Patrol (SHP), and the guidance of the Statewide Magistrate System being implemented by the Administrative Office of the Courts (AOC). The Board approved the Juvenile Network (J-NET) implementation plan in December 1998 and has worked with the J-NET Core Group to establish reporting obligations to the General Assembly. In addition, there have been actions taken regarding the Board's direction in funding issues that have resulted in the submission of grant requests as well as funding requests to the General Assembly.

It was noted in last year's report that the enormity of the tasks associated with this effort have outgrown the capacity of the various agency representatives to handle the Board's work in an ad-hoc fashion. Indeed, the timeliness of this report's completion has been handicapped by these same limitations. Although additional support has assisted with the efforts of CJIN, it did not replace the need for a full time CJIN Executive Director. The General Assembly recognized this need in last year's budget and funded the position. The Board has hired Carol M. Morin as a full time Executive Director effective June 1, 1999. The Executive Director will be responsible for the leadership of the CJIN enterprise and serve as senior advisor to the Board on all matters affecting the criminal justice information systems that are a part of CJIN.

The Board has strived to form a strong bond with the Information Resource Management Commission (IRMC) for several reasons. The CJIN integrated criminal justice network needs to comply with the IRMC's statewide technical architecture which provides a framework of principles, recommended best practices, and state standards. Also, the IRMC provides oversight for information technology initiatives within the state. CJIN will work closely with the IRMC to ensure that all components of the CJIN enterprise meet necessary requirements.

Board actions and discussions are documented in the minutes of the various meetings. Minutes are available upon request from the CJIN Executive Director.

Data Sharing Standards

The CJIN Study Final Report recommended a number of steps to create and integrate a statewide CJIN including a project to develop data sharing standards statewide. The development of these standards will provide a means whereby both state and local agencies' systems can more easily "talk" to one another by standardizing the components necessary for communication. The project includes: documentation of all common data definitions; a comprehensive cycle tracking number; common offense code identifiers; and application programming interfaces and common database views.

As envisioned in the CJIN Study Final Report, the Data Sharing Standards project was initially estimated to cost approximately \$2,000,000 with annual recurring costs of approximately

\$792,000. Thus, the \$300,000 appropriated for the project presented one of the earliest decisions for the CJIN Board. The dilemma was how to move forward and identify appropriate Data Sharing Standards project expectations within the funding limitations. To address this issue, the Board approved a plan to proceed with the Data Sharing Standards project at its February 17, 1997 meeting by authorizing the submission of a grant proposal to the Governor's Crime Commission. This approach used the \$300,000 appropriated by the General Assembly as matching funds and allowed the Board to obtain a funding level sufficient to begin work on the project. With the additional grant funding of \$287,017, the first year budget is set at \$382,690, and the scope of the project is to target the most critical data first. The total two year project is estimated at \$859,860 with recurring annual costs of \$300,000.

In addition to the funding limitations, the Data Sharing Standards project has been administered in an ad-hoc fashion due to the absence of a dedicated project manager. In the interim, SBI Assistant Director Ronald P. Hawley, CJIN Vice Chairman, has operated as the Board's project manager. Additional staff consisting of a project manager, a business analyst, and three technical writers have been added to expedite the data element documentation. In addition, a web designer was hired to update the CJIN World Wide Web page and to facilitate putting the data dictionary on-line.

The Executive Group established to oversee the Data Sharing Standards effort has met twice since last year's report. The Executive Group is comprised of state and local officials who will insure that the approach provides for the earliest return on the investment toward establishing critical standards. These individuals, who are volunteers, bring the appropriate balance of state and local interests to the decision making process. Of note, the committee was able to reach a consensus on the first fifty-plus elements, thereby establishing those as the standard. These elements have also been approved by the Board at the March 11, 1999 meeting and by the ITS Advisory Board on March 31, 1999. IRMC approval is expected shortly.

CJIN's Data Sharing Standards development project is linked closely to the Federated Data effort, a statewide initiative to support the IRMC's Statewide Technical Architecture. Working in conjunction with this IRMC project is enabling the establishment of a data dictionary not only for CJIN but for statewide use as well. A process is presently being developed for maintaining the data elements in the repository, identifying and resolving conflicts in the data, and data element approval by both the Board and IRMC. This phase of the project is scheduled for completion by October 1, 1999. This project plan will allow for the development of critical data-sharing standards so as to support key CJIN application development such as the Statewide Magistrate System, commonly referred to as the Criminal Tracking System - Magistrate Module. A copy of the statement of work and the project plan have been provided to fiscal research staff.

Additional information on the data sharing standards project is located at "<http://sbi.jus.state.nc.us/cjin/cjin.htm>".

OPERATING BUDGET OF THE BOARD

Expenditures and Reserves

The General Assembly appropriated \$100,000 for the operations of the Board during the 1996 Second Extra Session. As of 4/5/99, the Board has utilized \$21,795.65. The funds were used for travel and per diem expenses for board members, two personal computers, and operating expenses. Balance available is \$78,204.35.

The \$300,000 Data Sharing Standards project funds are now being utilized as matching money to the federal grant dollars obtained through the Governor's Crime Commission. Including the \$300,000, the total budget for the project is \$859,860. To date, the project has spent \$308,197.50. Planned phase 2 activities include in-depth data analysis on the documented data captured to define data entities (i.e., all the components of an arrest could be a data entity), define common interfaces for state and local communication, and further utilization of the World Wide Web to enhance the data repository effort.

Additional CJIN Funding - State Agencies

For the purposes of fully understanding the monies allocated and costs associated with the CJIN effort, there are other funding amounts that should be identified. They are listed by the project for which they are associated. The detail associated with this money is identified in subsequent sections of this report.

- Criminal Justice Information Network Feasibility Study:
\$769,000 FY 94/95 State Appropriation

- Mobile Data Network (CJIN-MDN) - State Highway Patrol (SHP)*:
\$3,288,000 FY 96/97 State Appropriation
\$4,106,600 FY 97/98 State Appropriation
\$5,000,000 Federal Grant Funds

- *\$7,738,000 of the above funding was used to purchase mobile data terminals for SHP vehicles.

- Statewide Automated Fingerprint Identification System (SAFIS) - State Bureau of Investigation:
\$1,000,000 FY 97/98 State Appropriation
\$ 450,000 FY 98/99 State Appropriation
\$2,250,000 FY 98 Federal Grant Funds
\$2,500,000 FY 99 Federal Grant Funds

- Statewide Magistrate System Warrant Control Module (Criminal Tracking System) - Administrative Office of the Courts:
 \$2,000,000 FY 97/98 State Appropriation
 \$ 396,702 FY 97 Federal Grant Funds
 \$4,000,000 FY 98 Federal Grant Funds
 \$2,500,000 FY 99 Federal Grant Funds
- CJIN Network Security - State Bureau of Investigation:
 \$3,500,000 FY 98 Federal Grant Funds
- End User Technology - Administrative Office of the Courts, State Bureau of Investigation:
 \$5,000,000 FY 99 Federal Grant Funds
- Courtroom Automation - CourtFlow - Administrative Office of the Courts
 \$531,340 Judicial Dept. Reserve for Technology
- J-NET - Office of Juvenile Justice:
 \$ 720,000 FY 98/99 State Appropriation
 \$ 479,637 Federal Grant Funds

\$12,864,940 Total State Appropriations

\$25,626,339 Total Federal Grant Funds

\$38,466,279 TOTAL DIRECT FUNDING TO CJIN

Additional CJIN Funding - Local Agencies

Since 1996, the Governor's Crime Commission has awarded over \$9,400,000 in federal grant funds to local law enforcement agencies for CJIN related projects. This includes such items as automated fingerprint capture devices, mobile data terminals, and automated records and crime reporting systems. In addition to the federal funds awarded by the Governor's Crime Commission, the U.S. Department of Justice has also provided over \$20,000,000 in grants directly to local units of government for law enforcement purposes. These funds have been provided as a result of the Local Law Enforcement Block Grant Program and the Edward Byrne Memorial Fund (DCSI), which began in 1996. Local law enforcement agencies have been encouraged by the Crime Commission to use the funds for CJIN related procurements and many have done so.

LONG-TERM STRATEGIC PLAN AND COST ANALYSIS

In the CJIN Study Final Report, the initiatives identified will integrate current information and create new processes and databases to support an integrated criminal justice information network. Each project will result in significant benefits on its own merits but their combined contribution to the overall implementation of CJIN will maximize the return on investment. These initiatives provide the framework for addressing the long-term plan and cost analysis section of this report.

Management: Those activities to be undertaken to resolve start-up and on-going governance issues.

CJIN Governing Board

Infrastructure: Those projects necessary to create a cohesive and consistent architecture so that information can be entered and shared throughout the network. These include:

Data Sharing Standards
CJIN Network Security
TCP/IP (Networking Protocols)
End-User Technology Upgrade
Statewide Mobile Data and Voice Network (CJIN-MDN and CJIN-VTN)

Applications: Those projects necessary to create or integrate application software and data to provide robust functionality to users across the network. The focus on application software has been on those projects that promote the sharing of criminal justice information on a statewide basis between state and local agencies. These applications include:

Statewide Automated Fingerprint Identification System (SAFIS)
Statewide Magistrate System
Statewide Identification Index
Statewide Criminal History Repository
Statewide Warrant Repository
Courtroom Automation
Juvenile Records Automation

Support from the General Assembly in the 1996 legislative session established the Board and made it possible for the foundation work to begin and considerable progress has been made to date. For example, the last phases of developing the Mobile Data Network are scheduled for completion in year 2000, a full year ahead of schedule. As of March 1999, SAFIS has been

deployed in 64 counties. FY1999 funding will allow deployment in additional 17 counties, bringing the total counties to 81 by July 1999. Finally, the Criminal Tracking System - Magistrate Module has been piloted and is the foundation for developing the system requirements. In each of the cases noted above, the Board was able to utilize the leadership and support provided by the North Carolina General Assembly to seek additional funding to further the individual projects.

For the next five years, the Board will focus its attention on the completion of the projects currently underway while identifying the next initiatives that would provide the maximum return on the current investments. Given the ever changing technological scene and the Board's experience in its early years of existence, to strategically plan beyond five years would not be productive. However, keep in mind that for beyond five years, the Board has a long-term objective which remains as valid as it was when first established.

“To identify alternatives for development of a statewide criminal justice information network that will enable a properly authorized user to readily access and effectively use information regardless of its location in a national, state, or local databases.”

The following sections detail progress made to date on CJIN. It includes original initiatives that became projects and those initiatives that have either received or requested funding, but have not yet begun. There has been much progress made and the next five years support that trend. As these projects approach completion, the CJIN Governing Board will focus its attention to developing a single comprehensive Statewide Criminal History Repository.

Statewide Magistrate System (Criminal Tracking System - Magistrate Warrant Control Module)

The Criminal Tracking System (CTS) Magistrate Warrant Control Module automates the work of magistrates by managing warrants and other arrest information. The Magistrate System of CTS is a major milestone in developing a statewide criminal justice information network and automates the processing and handling of criminal cases at their point of entering the court system. The CTS shares information with the existing Court Information System (CIS), the system now used by clerks, judges, district attorneys, and public defenders. The CTS promotes efficiency in the courts by eliminating repetitive data entry and enabling communication of information between court officials and with other agencies.

The automated Magistrate System allows magistrates to produce warrants and other processes on a real time basis, reduce the amount of effort required to produce a single process, reduce inefficiency by eliminating redundant data entry, and would free up clerk time currently spent re-entering warrant information into the AOC's CIS. Standardized language, formerly written for each warrant, could be automatically filled in upon the keying of codes in predefined fields. Standard offense codes keyed into the system by a magistrate, tied to the appropriate statutory citation and offense information, could be printed on charging documents and the magistrates would no longer have to look up charging information from manual tables. This would reduce the errors from copying charging codes and text from manual tables.

With an interface to the AOC's CIS, all warrant information could be captured in a timely manner, which would greatly benefit clerks - who would not have to rekey the documents and law enforcement - who would be able to search statewide on outstanding warrants. Warrants are also passed to the NCIC system through DCI and are thus available nationwide.

The automated Magistrate System is now operational in 13 counties and 5-6 counties/month will be added through June 2000.

As of the date of this report, \$6,396,702 has been received for this project. In addition, there is another \$2,500,000 identified in the FY1999 Federal budget. This funding would allow for this project to move forward with development and meets its targeted completion dates.

When the Magistrate System is fully deployed, it is expected to cost \$8,750,000. The recurring support costs are estimated at approximately \$2,250,000 per year for 5 years.

Statewide Automated Fingerprint Identification System (SAFIS)

This project is designed to provide for the electronic submission of fingerprint data to the State Bureau of Investigation from every county in North Carolina. The submission of electronic data will contribute greatly to CJIN in two extremely significant ways. First, the data can be transferred and examined within acceptable time frames. The North Carolina SAFIS criminal response to an agency submitting an electronic live scan fingerprint card is normally two hours or less. When the FBI's Integrated Automated Fingerprint Identification System (IAFIS) program goes on-line in July 1999 their response time to an electronic live scan submission will also be less than two hours. In most instances, an agency submitting an electronic live scan fingerprint card through the SAFIS network will know in less than four hours if an individual has a previous criminal record on file at the state level and/or at the FBI. This will allow for the positive identification that will allow for better decisions about the individuals being processed and could result in saving lives. Second, the speed and quality of electronic data will allow for timely updates to the criminal history record. Completing this statewide system for electronic submission is a critical step toward a comprehensive integrated criminal history record. In the future, the data will be exchanged electronically from the SAFIS to the Criminal History Record Information (CHRI) housed at the State Bureau of Investigation.

The implementation of this project has begun with two phases. The first phase has been supported with the state appropriation of \$1,000,000. This is being used to match a Governor's Crime Commission grant and will allow for the use of an additional \$2,250,000. With this money 42 counties have received live scan devices bringing the total number of counties to 64 that currently have a live scan device. There are funds available for the purchase of one additional live scan device from these monies and with funding from the FY99 federal appropriation that becomes effective July 1, 1999, an additional sixteen live scan devices can be purchased. This will bring to 81 the total number of counties that will have live scan devices. A spread sheet detailing funding and maps illustrating coverage by county and percentage of submissions are in the attachment.

The SAFIS is expected to cost \$10,138,746 when fully implemented, with yearly recurring costs for networking and maintenance of approximately \$654,100.

Mobile Data Network

The State Highway Patrol has utilized a logical, phased-in approach as its method of deployment for expanding the service area of the Criminal Justice Information Network - Mobile Data Network (CJIN-MDN). A central site to house the CJIN-MDN message switch, radio network controllers, and telecommunication peripherals was established at the State Highway Patrol Information Management Unit. This facility is located on state government property jointly occupied by the State Highway Patrol and State Bureau of Investigation in Raleigh, NC. The Patrol utilizes technical and logistical assistance from the SBI Division of Criminal Information, National Crime Information Center, Administrative Office of the Courts, Department of Correction, Division of Motor Vehicles, State Information Processing Service (SIPS), and local government agencies to assist in managing the network.

Full statewide coverage was initiated with the implementation of CJIN-MDN Phase One during fiscal year 1996-97. Phase One, funded through state appropriations and a federal grant from the Governor's Crime Commission (Drug Control and System Improvements - Byrne Grant #130-196-15B-D038), established the network control center and furnished mobile data service following the Interstate 85 and Interstate 95 corridors from Virginia to the South Carolina.

CJIN-MDN Phase One cost of \$2,500,000 provides service to 20 North Carolina counties; serves a population of 3,784,858 citizens; and, made CJIN access possible for 217 criminal justice agencies in the coverage area. CJIN-MDN Phase One cost: \$2,500,000

CJIN-MDN Phase Two has been completed, providing mobile data service in 32 additional counties with a population of 2,169,081 citizens, making CJIN access possible for another 285 criminal justice agencies. CJIN-MDN Phase Two Cost: \$2,900,000.

CJIN-MDN Phase Three, currently being installed, will be completed by July 30, 1999. Phase Three is funded through state appropriations and a federal grant from the Governor's Crime Commission (Drug Control and System Improvements - Bryne Grant), is expanding mobile data coverage to an additional 23 counties; serving an additional population of 855,887; and making CJIN accessible for another 144 criminal justice agencies. CJIN-MDN Phase Three Cost: \$2,900,000.

The initial phases of CJIN-MDN are being built on the concept of "Shared Resources". Costs to all participating agencies are reduced by simply sharing available resources that constitute the network. In formulating partnerships with other state agencies and local governments, the State Highway Patrol shares resources such as engineering support, network monitoring and troubleshooting, currently licensed 800 MHZ frequencies (spectrum), a premier microwave communication system used for data transport, and other network administrative responsibilities in return for their sharing of resources such as tower sites, base station controllers, leased telecommunication lines, digital sending units, and access to 800 MHZ Radio Frequency (RF) infrastructures that are already in place. A standard Memorandum of Agreement is used to validate the sharing of resources, provides an itemized list of resources shared with the network,

and identifies which agency is providing the resource.

It is projected that CJIN-MDN can be completed in four phases, with a proposed fifth phase to be implemented if needed.

CJIN-MDN Phase Four is in the planning stages. Installation will begin August 2, 1999 with funding provided through a federal grant being administered by the U.S. Department of Justice. Phase Four will provide coverage to an additional 36 counties; with a population of 449,417, making CJIN service available to the 128 criminal justice agencies that provide law enforcement services to this area. CJIN-MDN Phase Four Cost: \$2,500,000.

CJIN-MDN Phase Five will be used to complete coverage for the state's approximately 48,000 square miles, and to provide for additional network management tools. Once the network has been fully deployed, a thorough engineering analysis will be conducted to evaluate and determine if any geographic areas of the state are receiving weak or unacceptable RF signals. If so, funding for Phase Five will be used for "fill in" base station transmitters and RF translators to resolve the problem, or to add additional capacity in areas experiencing excessive activity. CJIN-MDN Phase Five funding, if completely utilized, will cost \$2,500,000.

To insure full and long term satisfaction, the CJIN-MDN technology provides North Carolina with a complete solution to current requirements and provides a data communications road map that will grow with the state's changing needs well into the next century. The involvement of the criminal justice and public safety community is essential to the success of CJIN-MDN. The integrated mobile data network will provide services to criminal justice agencies, regardless of size or location within the state. It provides a method for interagency networking and data communications utilizing advanced technology, while sharing basic resources.

CJIN-MDN, once fully implemented, is projected to cost a total of \$13,600,000. Recurring costs should not exceed \$500,000 per year. The attachment has a spreadsheet itemizing costs for each phase and summarizes total cost for the multi-phase project.

Courtroom Automation - CourtFlow

The CJIN Study Final Report identified several “milestone” projects towards the development of a statewide criminal justice information network. One of the four “milestone” projects was courtroom automation. The Administrative Office of the Courts is currently implementing statewide a new application called CourtFlow that will be the first step in automating courtrooms. CourtFlow is a Personal Computer (PC) based system used in Criminal Superior Court. Case information from the Superior Court calendar is downloaded to a database on the PC. The clerk will enter the disposition information into CourtFlow and then will select the appropriate form which is then pre-filled with the downloaded information and the judgment information. The clerk then marks the appropriate boxes and enters any miscellaneous text required on the form. The judgment data is then uploaded and transmitted to the Criminal System by the clerk.

CourtFlow allows courtroom clerks to use criminal case information previously entered into the AOC’s CIS Criminal System to produce electronic copies of judgment forms. New information regarding sentencing information, fines, restitution, etc., is captured by the CourtFlow and electronically transmitted to the AOC’s CIS Criminal System. CourtFlow improves the processing of criminal cases in Superior Court by allowing the courtroom clerk to update or complete any demographic information regarding a defendant while he/she is physically present in the court, eliminates redundant data entry by the courtroom clerk in preparing final judgment and sentencing forms, and expedites the preparation of the judgment and updates the criminal system (ACIS) immediately.

Twenty-six counties are now implemented on CourtFlow and 5-6 counties/month will be added until all 100 counties are done.

The General Assembly appropriated funding during its 1997 session to the AOC for the purchase of equipment needed to implement this system in Superior Court statewide, covering all 127 courtrooms. **The 1997 Judicial Department Reserve for Technology included \$531,340 for equipment for CourtFlow. Recurring costs are \$700,000.**

Note: If CourtFlow is extended to District Court and the planned new Superior Courtrooms, recurring costs are projected to be \$2,567,915 (based on 5 PC’s per county).

CJIN Network Security

Current network security utilizes traditional system-based security. User accounts, logon ID's and access profiles are used to grant or restrict access to systems, applications and data. Access is generally restricted to work stations and PC's directly connected to host computers over a private network. End user dial up access is supported on these systems. These private network systems provide adequate access control.

The preliminary coordination of the CJIN Network Security Project uncovered a set of concerns and issues common across many other Information Technology (IT) network environments. Therefore, the CJIN Network Security project scope was broadened to a more extensive, overall effort to address IT security measures for state agencies. The broader project is called the Statewide Network Security (SNS) Initiative. The SNS Initiative will be used to create security models that will be available for re-use by other state agencies.

To provide network security protection for CJIN data in an open network environment, the following issues will be addressed: access, authentication, authorization and encryption. Phase 1 will include development of a project plan, performance of project risk assessment, analysis and documentation of existing environment, generate and reconcile functional requirements, review and approval of functional requirements, the design of security measures, analysis and documentation of the proposed environment, a review of the findings and approval of the design proposal.

The FY 1998 federal appropriation of \$3.5 million was awarded on September 30, 1998. This funding will allow for the development of the initial security components. A steering committee comprised of technical and business staff from the Administrative Office of the Courts, the Department of Correction, the Department of Justice, the State Highway Patrol, Information Technology Services, and Information Resource Management began meeting in November 1998. Bi-weekly meetings to continue work on development of an implementation strategy. Documentation of existing networks is complete and risk assessment is underway. Phase two should begin in the first quarter of 2000 and should be completed in mid year of 2001. IRMC approval was granted on March 2, 1999.

Phase I is expected to cost \$3.5 million with recurring costs estimated at \$100,000.

CJIN-Voice Trunking Network (VTN)

The CJIN-800 Voice System (CJIN-VTN) is planned with the same phased approach which was successful for the CJIN Mobile Data Network. Seven phases, running from 2001 through 2007, will complete the deployment of a seamless voice network in North Carolina. With the implementation of this system, the state will have interagency voice communication to better serve our citizens.

A fifteen-member Advisory Board has been established to steer the critical first steps of this project. That group and the State Highway Patrol are presently working together on an Request For Proposal (RFP).

The present system used by the State Highway Patrol and other agencies has reached its useful life span. Vendors are phasing out low band radios and discontinuing the manufacture of replacement parts. Local and State Government Agencies have been investigating alternatives for many years. Some local governments have already replaced existing radio systems. Prior to the CJIN plan, there was no comprehensive communication plan which resulted in an inability to communicate among agencies. Because North Carolina does not have a single statewide voice communication network, officers cannot talk to their counterparts across their own county much less to those across the state.

The CJIN Study Final Report and other studies have recommended a partnership approach to voice communications. We will take advantage of existing systems and fixed based equipment already purchased by local governments. This shared approach will result in savings to our citizens. The implementation of a statewide system can be a costly and risky task if careful planning and readiness activities are not accomplished. A similar approach taken by Michigan and Delaware in building a statewide voice infrastructures gives North Carolina some guidance in going forward.

The State Highway Patrol and other agencies will replace only critical components of existing systems and shift equipment around the state as necessary to accommodate an orderly and economical move to 800 MHZ. When possible, we will use existing state and local tower sites and equipment to save dollars. To implement this technology, all criminal justice agencies in the state will have to work together. The cost of this system demands a partnership. We will try to use limited resources as effectively as possible.

The plan as currently envisioned consists of seven phases. The State Highway Patrol will manage the 800 MHZ voice network under the direction of the Board.

Phase One will enhance existing local 800 MHZ voice systems and interconnect these systems. By using existing resources, we can save money and be more effective in our approach. The existing systems include Charlotte, Raleigh, Greensboro, Salisbury, Rocky Mount, and several other areas, which includes fifteen counties. A zone switch located at the State Highway Patrol in Raleigh will enable all these officers to talk directly to each other.

With the six other phases, the entire state will be connected and agencies will have direct communication. Officers from any agency will be able to communicate all over the state.

The total costs for 800MHz voice is estimated at \$137,362,260 and a recurring cost of \$2,500,000. The attachment has a spreadsheet itemizing costs for each phase.

Juvenile Network (J-NET)

The topic of juvenile justice has become an extremely important issue for the state particularly as it relates to juvenile delinquency. The Governor's Commission on Juvenile Crime and Justice made recommendations for addressing issues associated with this problem. The Commission's Final Report, dated March 10, 1998, includes numerous recommendations regarding the information system needs of the various programs intended to address juvenile crime.

Prior to the establishment of the Governor's Commission on Juvenile Crime and Justice, the Governor's Crime Commission funded the Juvenile Information Network Planning Project. This project was in response to the recommendation of the initial Criminal Justice Information Network (CJIN) report. The mission of the project was to "develop a plan for a statewide information system that will 1) provide timely accurate information regarding juveniles to the courts, law enforcement officers, and those providing treatment and other services for youth in the juvenile justice system; and 2) relate effectively to the criminal justice (adult) system." The Juvenile Information Network Planning Project recommended that initial application development support court counselors, juvenile clerks of court, and training schools/detention centers. Current estimates of costs for an automated information network that would include delinquent and undisciplined juveniles are \$14,966,162. Estimates for maintaining the information network are \$3,000,000 annually. Completion of these applications is projected for August 2001. Cost estimates for first year projects are approximately \$5,000,000. The juvenile justice information system is referred to as the Juvenile Network (J-NET).

Funding

Currently, the newly created Office of Juvenile Justice (OJJ) is managing the Governor's Crime Commission grant that funded the establishment of the project team that will develop J-NET. The J-NET core group, composed of agency representatives, continues to carry out an advisory and oversight role for the project and is doing the recruiting, screening, and hiring of personnel.

In the last fiscal year, the General Assembly appropriated \$120,000 recurring funds to be used for a project coordinator and two business analysts. Filling these positions is underway. Six hundred thousand (\$600,000) non-recurring funds appropriated will be used for contractual services to begin the project. Contracts are being established for needed expertise to begin the project.

The merger of two divisions of state agencies from different branches of government will ultimately benefit the overall effort. However, the physical merger and the time needed to develop the Office infrastructure has slowed progress in getting the project moving. The Administrative Office of the Courts and Department of Health and Human Services have been very supportive of this transition and continue to be committed to the development of the automated information system. The Office has applied for federal funds and is doing initial planning for implementation. The Office has dedicated staff to provide project management. More detail on funding projections and availability is contained in the attachments.

Juvenile Justice Reform Act Requirements

The Juvenile Justice Reform Act, Senate Bill 1260, Section 21 requires the Criminal Justice Information Network (CJIN) Governing Board develop a juvenile justice information plan for creation of the juvenile justice information system. The CJIN Governing Board has requested that the J-NET project complete this plan. This law requires that the plan ensure that the information system will enable the State to evaluate the efficiency and effectiveness of the overall juvenile justice system as well as to monitor and evaluate the progress of individual clients and shall specify certain criteria. The following is a list of the criteria required by law and the plan response to the criteria or the projected completion date.

- (1) Scope and purpose of the system; *(to be completed by June 1999, see work plan summary)*
- (2) Management information that will be collected and tracked; *(to be determined by November 1999, see work plan summary)*
- (3) General design of the system; *(to be completed by June 2000, see work plan summary)*
- (4) Estimates of the short- and long-range cost of the system and the potential sources and amounts of federal funding; and *(included in this report, see phase one cost estimates and J-NET draft budget proposal)*
- (5) Estimated time required to develop the system *(system should be ready to distribute statewide Aug 2001, see work plan summary)*

The plan shall include priorities for system development, implementation, and options, including cost estimates for phasing in components of the system. In developing the plan, the Criminal Justice Information Network Governing Board shall consult with the Information Resources Management Commission on the design and estimated cost of the system. The Board shall also consult with the Sentencing and Policy Advisory Commission and with all agencies likely to be part of or need access to the juvenile justice information system.

System development priorities for J-NET are to build and link automated systems for clerks of juvenile court, court counselors, and training schools/detention centers. Once complete, information links to the adult criminal justice system (law enforcement and the Department of Correction) and to other agencies dealing with juvenile information (Division of Social Services, Department of Public Instruction, and the Division of Mental Health) will be established.

The Information Resource Management Commission approved certification of the J-NET project on April 6, 1999.

The Sentencing and Policy Advisory Commission are active participants of the J-NET project and sit on the group of Stakeholders providing oversight of the project.

The J-NET Core and Stakeholder groups are made up of representatives of agencies likely to be a part of or need access to J-NET.

Pursuant to the juvenile justice information plan, the Criminal Justice Information Network Governing Board shall develop a comprehensive juvenile justice information system. The Board

shall develop a system to collect data and information about every juvenile who is alleged to be delinquent from the time a complaint is filed against the juvenile, including:

- (1) Fingerprints and photographs taken of the juvenile; *(The intent of CJIN is to use the State's existing system. CJIN/J-NET will work with the State Bureau of Investigation, Division of Criminal Information to develop photograph capability. As J-NET is developed it will be integrated with CJIN, thus making this information available.)*
- (2) Diversion agreements or plans entered into by the juvenile; *(will be included in system requirements, see work plan summary)*
- (3) Community services provided to the juvenile and any participation of the juvenile in community-based programs; *(will be included in system requirements, see work plan summary)*
- (4) Court orders or dispositions of the juvenile; and *(will be included in system requirements, see work plan summary)*
- (5) Plans for care or treatment or for post-release supervision prepared by the Office of Juvenile Justice. *(will be included in system requirements, see work plan summary)*

The system shall allow for information and data on juveniles to be kept in a form to be shared among appropriate agencies to develop treatment and intervention plans based on specific data and to allow reliable assessment and evaluation of the effectiveness of rehabilitative and preventive services provided to delinquent juveniles.

Information will be developed in a manner consistent with state requirements that facilitate sharing between State agencies. Treatment and intervention plans as well as reliable assessment and evaluation of the effectiveness of rehabilitative and preventative services will be included in system requirements (see work plan summary).

The Criminal Justice Information Network Governing Board shall also study the most appropriate methods and procedures for obtaining, retaining, and releasing fingerprints and photographs of juveniles alleged to be delinquent, including:

- (1) How to identify fingerprints and photographs of juveniles, including the use of social security numbers;
- (2) How long fingerprints and photographs of juveniles should be maintained in the criminal justice information system;
- (3) The extent to which juvenile fingerprints and photographs are kept confidential;
- (4) The circumstances or conditions under which juvenile fingerprints and photographs should be disseminated;
- (5) Whether juvenile fingerprints and photographs should be kept separate from adult records and files; and
- (6) When the juvenile fingerprints and photographs should be destroyed.

(d) The Criminal Justice Information Network Governing Board shall consider the issue of expunction of juvenile records, including the appropriate length of time juvenile records should be available to law enforcement, prosecutors, and service providers and under what limitations and

conditions records should be expunged.

The CJIN Governing Board has considered this issue and concluded the following:

There is currently an adequate process in place that addresses obtaining, retaining, and releasing fingerprints and photographs of juveniles. However, G.S. 7B-2101(c) regarding forwarding fingerprints to the SBI and FBI is one area of concern that arose with the CJIN Governing Board. Under G.S. 7B-2102(d), the juvenile fingerprints are to be kept separately. While the SBI has a system for flagging juvenile records, the FBI will not distinguish juvenile records from others on file. Therefore, any juvenile records submitted to the FBI would remain permanently in that data base and would be accessible for all purposes, criminal justice and non-criminal justice. If the record were not eventually expunged at the state level, the juvenile charges would remain on an individual's federal record as well for a life time.

Because of the potential impact, the CJIN Governing Board would like clarification on the intent of the law before presenting a final recommendation.

End-User Technology

Another important component towards building a statewide CJIN is upgrading end-users technology. This involves the replacement of mainframe terminals, older personal computers with newer technology, or providing computers to first time users to support CJIN applications. As criminal justice agencies continue to deploy applications that push processing to the desktops, users will need state of the art technology to take full advantage of these applications. As well, newer technology will help in implementing the envisioned security measures needed for providing essential data integrity. With the \$5,000,000 allocated in the FY99 budget, work will begin on this component of CJIN

With \$2.5 million of the \$5 million allotted for end-user technology, AOC will be working to upgrade courtroom automation throughout the state. Many areas have old technology and a larger number, especially in rural areas, are not computerized at all. AOC is currently conducting an inventory of the systems in use to develop an implementation strategy. These funds will be used for equipment and training.

With the remaining \$2.5 million of the \$5 million allotted for end-user technology, the North Carolina State Bureau of Investigation, Division of Criminal Information will provide CJIN end users with an upgraded means of communicating with the state message switch, which provides access to NCIC, NLETS and various state systems. Using web server technology, users will be able to use an Internet browser to access servers that contain forms, help information, etc. These funds will be used to upgrade the infrastructure that will support this access, consultants for planning of the upgrade and hardware.

This stage of end-user technology upgrades is expected to cost \$5,000,000 with recurring costs estimated at \$1.9 million.

Statewide Criminal History Repository

The Department of Justice's Information Technology (IT) Section has submitted a pre-grant application to the Governor's Crime Commission for funding to address a transition from the existing Computerized Criminal History (CCH) environment to an open and more distributed environment, compliant with North Carolina's mandated technical architecture. The current environment was developed in the early 1980's and exists on a proprietary mainframe using a non-relational database and is written in COBOL.

Updating the current system is critical in conforming to the current statewide architecture. Besides being non-compliant to those standards, the current CCH application will need to be able to interact with various CJIN initiatives. This is a mission-critical update and one of the more sophisticated applications. The grant funding will enable completion of the first phase of the re-design effort which will encompass the following: Analysis and documentation of all existing and newly proposed business requirements, generate all functional and data requirements, define the system architecture, design data models, finalize technical design and development of an implementation strategy.

Statewide Identification Index

The Statewide Identification Index is closely related to a similar project currently under development by the Information Management Resource Commission (IRMC). Because of the similarities in the two efforts and the need for the same individuals to work with both projects, the Board has chosen to support the IRMC project. As their project develops, CJIN agencies will be working with the IRMC to ensure an ability to incorporate the needs of CJIN. It appears this is another opportunity to leverage existing efforts and resources through partnership with those agencies involved. It is this partnership that remains a mainstay of the CJIN effort.

Total Cost Estimates To Date

This section is intended to identify implementation costs and yearly recurring costs for projects associated with the CJIN enterprise. As described previously in this report, the projects are at various phases in their life cycle, with some nearing completion and others in their infancy stage. Thus, the cost estimates listed below are as accurate as can be provided at this time.

<u>Project</u>	<u>Implementation Cost</u>	<u>Recurring Cost/Year</u>
CJIN Governing Board Operations	\$ 200,000	\$ 100,000
Data Sharing Standards	\$ 859,860	\$ 300,000
Mobile Data Network	\$ 13,600,000	\$ 500,000
Voice Trunking Network	\$137,362,260	\$ 2,500,000
CJIN Network Security Phase 1	\$ 3,500,000	\$ 100,000
Courtroom Automation		
CourtFlow Project	\$ 531,340	\$ 700,000
Statewide Magistrate System - Warrant Control Module	\$ 8,750,000	\$ 2,250,000
Statewide AFIS	\$ 10,138,746	\$ 654,100
Juvenile Justice Network	\$ 14,966,162	\$ 3,000,000
End User Technology	<u>\$ 5,000,000</u>	<u>\$ 1,900,000</u>
TOTALS	<u>\$194,908,368</u>	<u>\$12,004,100</u>

Summary

CJIN has progressed from a 1995 final study report that was merely 'ink on paper' to several initiatives that are presently being deployed statewide. Partnerships between federal, state, and local agencies have supported the enterprise effort in establishing the standards for sharing criminal justice information. The CJIN enterprise effort is gaining momentum as more state and local criminal justice and public safety users recognize the benefits of CJIN and subsequently support the effort. The support and leadership from the North Carolina General Assembly has enabled the Board to be extremely successful in appropriating funding. There has also been considerable success at the federal level in obtaining funds via grants.

This success has not gone without notice at the state and national levels. The Federal Bureau of Investigation (FBI) has identified the CJIN Mobile Data Network as one of only three participants in their testing for the development of image transfer to vehicles. This is part of a major new system for the FBI's National Crime Information Center (NCIC) known as NCIC 2000. In January 1999, a group from the International Association of Chiefs of Police visited North Carolina for site visit. The purpose was to meet with CJIN partners in conjunction with research for a study, "Comparative Analysis of Statewide Integrated Criminal Justice Information Systems". Based on the results of a survey conducted in the spring of 1998, North Carolina was one of five states chosen for a visit.

However, CJIN has struggled in areas of limited resources (both dollars and staffing resources) where the enormity of tasks has outgrown the ad-hoc efforts of various agency representatives. Much is yet to be funded, not the least of which are the residual costs for personnel and on-going administrative costs associated with the management of the network. CJIN is at a critical crossroads in its life cycle, and there is need for all interested agencies to come together to address these issues. Plans are underway for a CJIN Summit to be held in the Spring 2000 timeframe. The purpose of the summit is to provide a designated time and place where the future of CJIN will be discussed among all the key players at the local, state and federal levels. The summit will provide an opportunity for interested parties to learn the basics of CJIN and then focus on specific applications of interest. This event increases the exposure of CJIN and provides a forum for greater public awareness of efforts currently underway to improve the efficiency and effectiveness of North Carolina's criminal justice system. A report of the proceedings from this summit will include issues addressed, consensus reached, and recommendations for future efforts towards the implementation of initiatives.

Attachment - CJIN Board Membership

North Carolina Criminal Justice Information Network

Appointed By:	Original Membership	Membership Proposed During the CJIN Study	Membership with Additions by CJIN Governing Board, Passed by N.C.G.A. July 1, 1998
Governor	Director or employee of State Correction Agency	Director or employee of State Correction Agency	Director or employee of State Correction Agency
Governor	Employee of NC Department of Crime Control & Public Safety	Employee of NC Department of Crime Control & Public Safety	Employee of NC Department of Crime Control & Public Safety
Governor	Representative recommended by the Association of Chiefs of Police		Representative recommended by the Association of Chiefs of Police
General Assembly	Representative of general public, recommended by the President Pro Tempore of the Senate	Representative of general public, recommended by the President Pro Tempore of the Senate	Representative of general public, recommended by the President Pro Tempore of the Senate
General Assembly	Representative of general public, recommended by the President Pro Tempore of the Senate		Representative of general public, recommended by the President Pro Tempore of the Senate
General Assembly	Individual who is member of or working directly for the governing board of a NC municipality and recommended by President Pro Tempore of the Senate	Individual who is member of or working directly for the governing board of a NC municipality and recommended by President Pro Tempore of the Senate	Individual who is member of or working directly for the governing board of a NC municipality and recommended by President Pro Tempore of the Senate
General Assembly	Representative of the general public, recommended by the Speaker of the House of Representatives	Representative of the general public, recommended by the Speaker of the House of Representatives	Representative of the general public, recommended by the Speaker of the House of Representatives
General Assembly	Representative of the general public, recommended by the Speaker of the House of Representatives		Representative of the general public, recommended by the Speaker of the House of Representatives
General Assembly	Individual who is a working member of or working directly for the governing board of a NC county, recommended by the Speaker of the House of Representatives	Individual who is a working member of or working directly for the governing board of a NC county, recommended by the Speaker of the House of Representatives	Individual who is a working member of or working directly for the governing board of a NC county, recommended by the Speaker of the House of Representatives
Attorney General	Employee of the Attorney General	Employee of the Attorney General	Employee of the Attorney General
Attorney General	Representative recommended by the NC Sheriffs' Association	Representative recommended by the NC Sheriffs' Association	Representative recommended by the NC Sheriffs' Association
Chief Justice, NC Supreme Court	Director or employee of the Administrative Office of the Courts	Director or employee of the Administrative Office of the Courts	Director or employee of the Administrative Office of the Courts
Chief Justice, NC Supreme Court	District Attorney	District Attorney	District Attorney
Chief Justice, NC Supreme Court		Clerk of the Superior Court	Clerk of the Superior Court
Chief Justice, NC Supreme Court		Judge, trial court of the General Court of Justice	Judge, trial court of the General Court of Justice
Chief Justice, NC Supreme Court		Judge, trial court of the General Court of Justice	Judge, trial court of the General Court of Justice
Chief Justice, NC Supreme Court			Magistrate
Chair, Information Resource Management Commission	Chair or member of the IRMC	Chair or member of the IRMC	Chair or member of the IRMC
President, NC Chapter of Public Communications Officials International	Active member of the NC Chapter of Public Communications Officials International		Active member of the NC Chapter of Public Communications Officials International

December 22, 1998

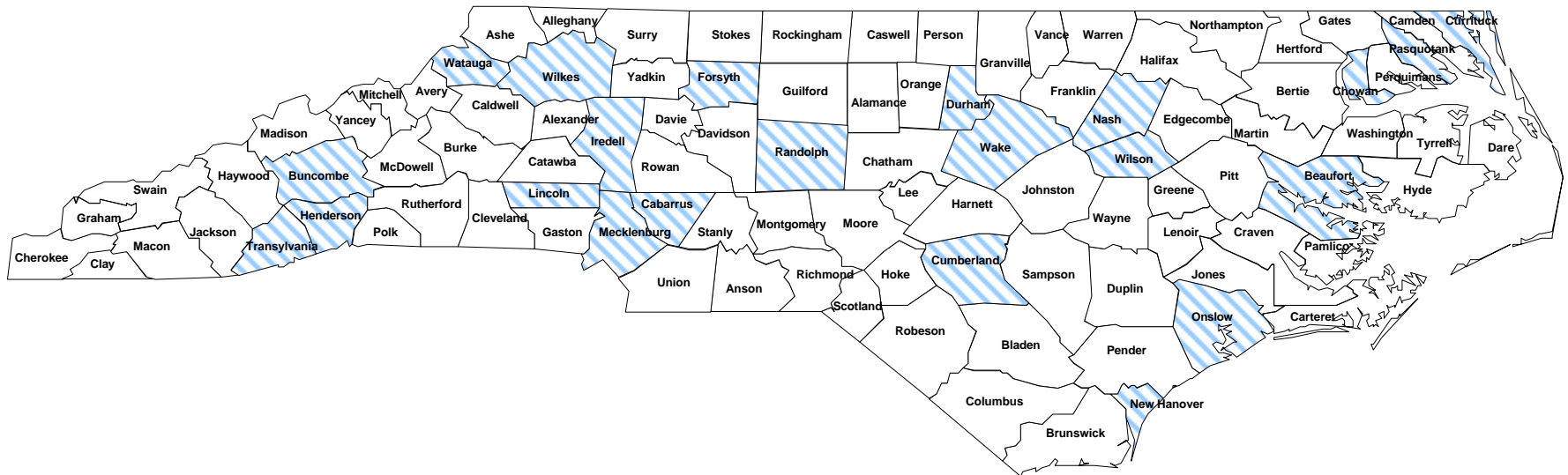
Attachment -

Statewide Automated Fingerprint Identification System (SAFIS)

North Carolina

Criminal Justice Information Network

SAFIS Live Scan Implementation



Live Scan prior to Phase I (22 Counties)

Population served 44% Percentage of criminal submissions 50%

The Chowan CO SO live scan device is not electronically interfaced to the NC SAFIS at this time.

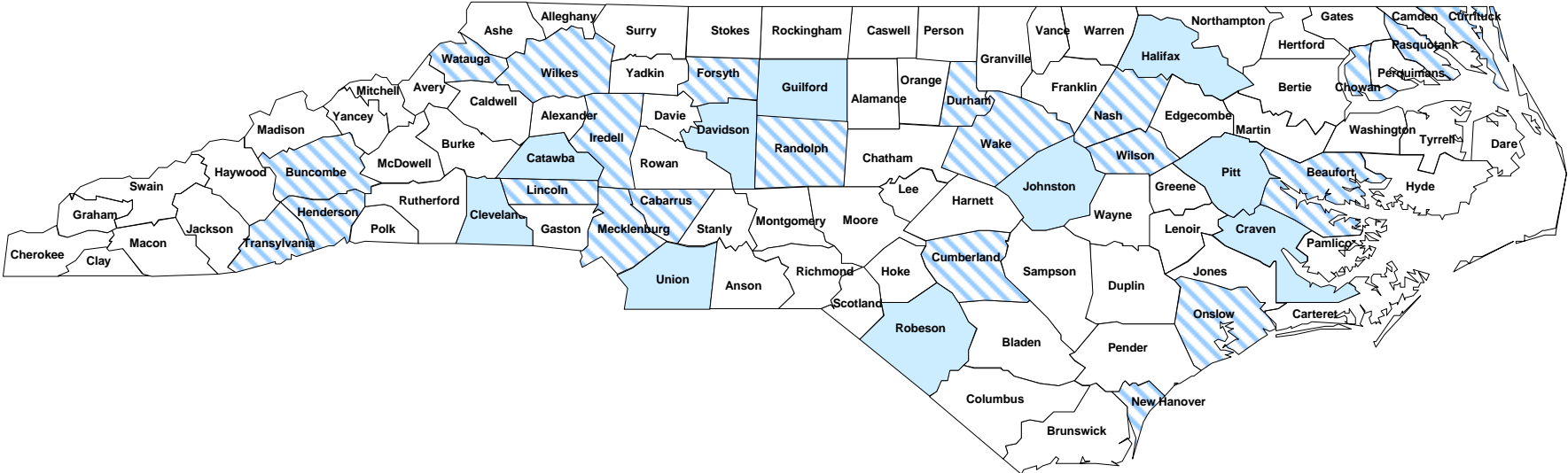
SBI Division of Criminal Information


March 18, 1999


North Carolina

Criminal Justice Information Network

SAFIS Live Scan Implementation



- 
Live Scan prior to Phase I (22 Counties)
 Population served 44% Percentage of criminal submissions 50%

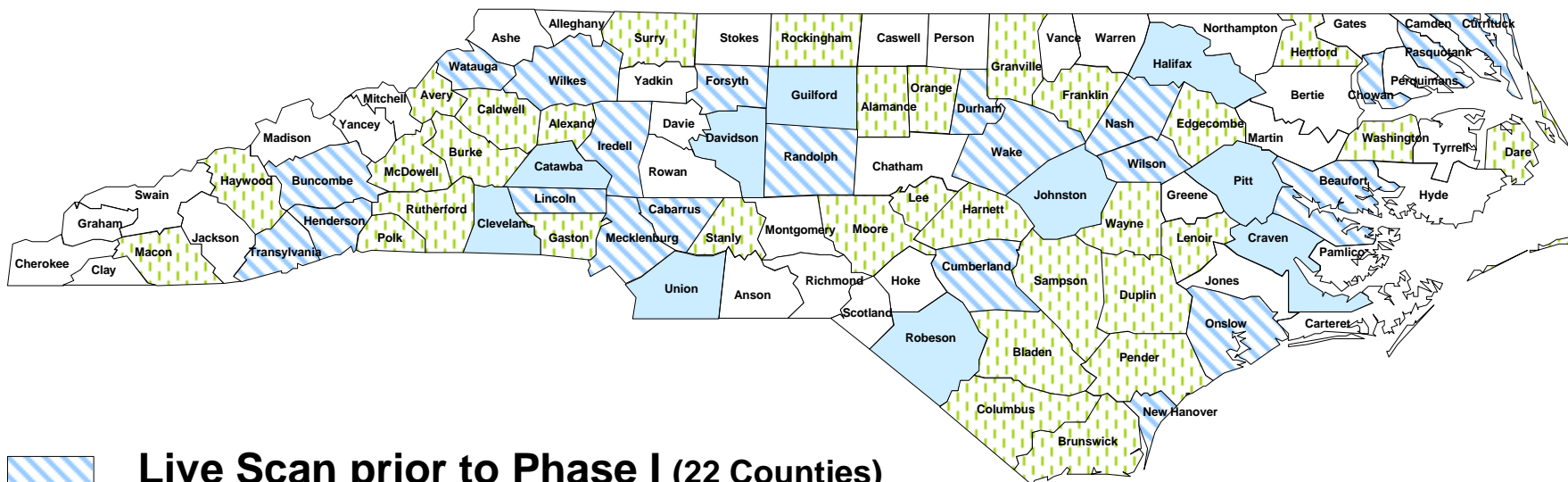
- 
Live Scan - Phase I (10 Counties) Oct 1998
 Population served 18% Percentage of criminal submissions 14%

The Chowan CO SO live scan device is not electronically interfaced to the NC SAFIS at this time.

North Carolina

Criminal Justice Information Network

SAFIS Live Scan Implementation



 **Live Scan prior to Phase I (22 Counties)**
 Population served 44% Percentage of criminal submissions 50%

 **Live Scan - Phase I (10 Counties) Oct 1998**
 Population served 18% Percentage of criminal submissions 14%

 **Live Scan - Phase I (32 Counties) Jan - Mar 1999**
 Population served 26% Percentage of criminal submissions 19%

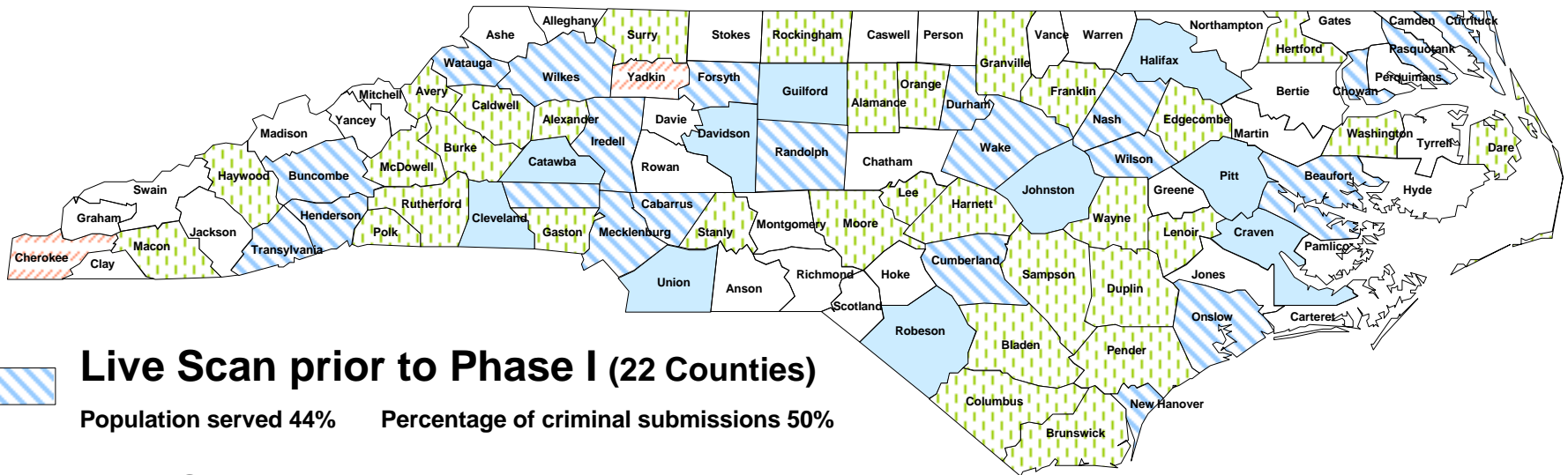
The Chowan CO SO live scan device is not electronically interfaced to the NC SAFIS at this time.






SBI Division of Criminal Information
 March 18, 1999

North Carolina

Criminal Justice Information Network

SAFIS Live Scan Implementation



- 
Live Scan prior to Phase I (22 Counties)
 Population served 44% Percentage of criminal submissions 50%
- 
Live Scan - Phase I (10 Counties) Oct 1998
 Population served 18% Percentage of criminal submissions 14%
- 
Live Scan - Phase I (32 Counties) Jan - Mar 1999
- 
Live Scan - Phase II (2 Counties) Jul 1999
 Population served 1%
 Percentage of criminal submissions <1%
- 
Live Scan - TBD
(34 Counties) Population served 11%
 Percentage of criminal submissions 17%

The Chowan CO SO live scan device is not electronically interfaced to the NC SAFIS at this time.

SBI Division of Criminal Information
March 18, 1999

North Carolina

Criminal Justice Information Network

SAFIS & Live Scan Implementation

Prior To Phase One	Network Infrastructure		Live Scan Equipment	Total Funding	Amount Spent	Current Status	Counties Served	Population Served
	Recurring	Non-Recurring						
1995, '96 & '97 NCHIP Grant	\$0	\$2,445,255	\$0	\$2,445,255	\$2,445,255	Upgrade to AFIS 2000 completed. Purchase order issued for NIST Archive.		
1997 NC GCC CJIN SAFIS Expansion Grant	\$0	\$1,493,491	\$0	\$1,493,491	\$1,493,491	SAFIS business recovery completed.		
SBI SAFIS Infrastructure Maintenance 1	\$246,000	N/A	N/A	N/A	N/A			
Live scan maintenance & communications 2	Unk	Unk	Unk	Unk	Unk	Live scan equipment 2	22	3,152,175
Totals	\$246,000	\$3,938,746	\$0	\$3,938,746	\$3,938,746			

Phase One 1997-1999	Network Infrastructure		Live Scan Equipment	Total Funding	Amount Spent	Current Status	Counties Served	Population Served
	Recurring	Non-Recurring						
1997 NC General Assembly CJIN Appropriation 3	\$0	\$258,000	\$742,000	\$1,000,000	\$1,000,000	Live scans & telecommunication infrastructure completed.	42	3,240,916
1998 NC General Assembly CJIN Appropriation	\$0	\$397,000	\$53,000	\$450,000	\$417,216	Purchase order issued for NIST Archive.		
1998 NC GCC CJIN SAFIS Grant	\$0	\$660,000	\$1,537,000	\$2,197,000	\$1,585,726	Live scans installed and purchase order issued for system upgrade.		
SBI SAFIS Infrastructure Maintenance 1	\$261,396	N/A	N/A	N/A	N/A			
Live scan maintenance & communications 4	\$535,500	N/A	N/A	N/A	N/A			
Totals	\$796,896	\$1,315,000	\$2,332,000	\$3,647,000	\$3,002,942			

Phase Two 1999	Network Infrastructure		Live Scan Equipment	Total Funding	Amount Spent	Current Status	Counties Served	Population Served
	Recurring	Non-Recurring						
1998 NC GCC CJIN SAFIS Grant	\$0	\$0	\$53,000	\$53,000	\$53,000	Purchase order issued for live scan.	2	56,651
1999 "Faircloth" CJIN Appropriation	\$0	\$1,652,000	\$53,000	\$1,705,000	\$0	Pending		
SBI SAFIS Infrastructure Maintenance 1	\$323,455	N/A	N/A	N/A	N/A			
Live scan maintenance & communications 4	\$25,500	N/A	N/A	N/A	N/A			
Totals	\$348,955	\$1,652,000	\$106,000	\$1,758,000	\$53,000			

Fiscal Year 1999-2000	Network Infrastructure		Live Scan Equipment	Total Funding	Amount Spent	Current Status	Counties Served	Population Served
	Recurring	Non-Recurring						
1999 "Faircloth" CJIN Appropriation	\$0	\$0	\$795,000	\$795,000	\$0	Pending	34 5	837,667
SBI SAFIS Infrastructure Maintenance 1	\$462,850	N/A	N/A	N/A	N/A			
Live scan maintenance & communications 4	\$191,250	N/A	N/A	N/A	N/A			
Totals	\$654,100	\$0	\$795,000	\$795,000	\$0			

TOTALS	Network Infrastructure		Live Scan Equipment	Total Funding	Amount Spent	Current Status	Counties Served	Population Served
	Recurring	Non-Recurring						
Grand Total	\$2,045,951	\$6,905,746	\$3,233,000	\$10,138,746	\$6,994,688		100	7,287,409

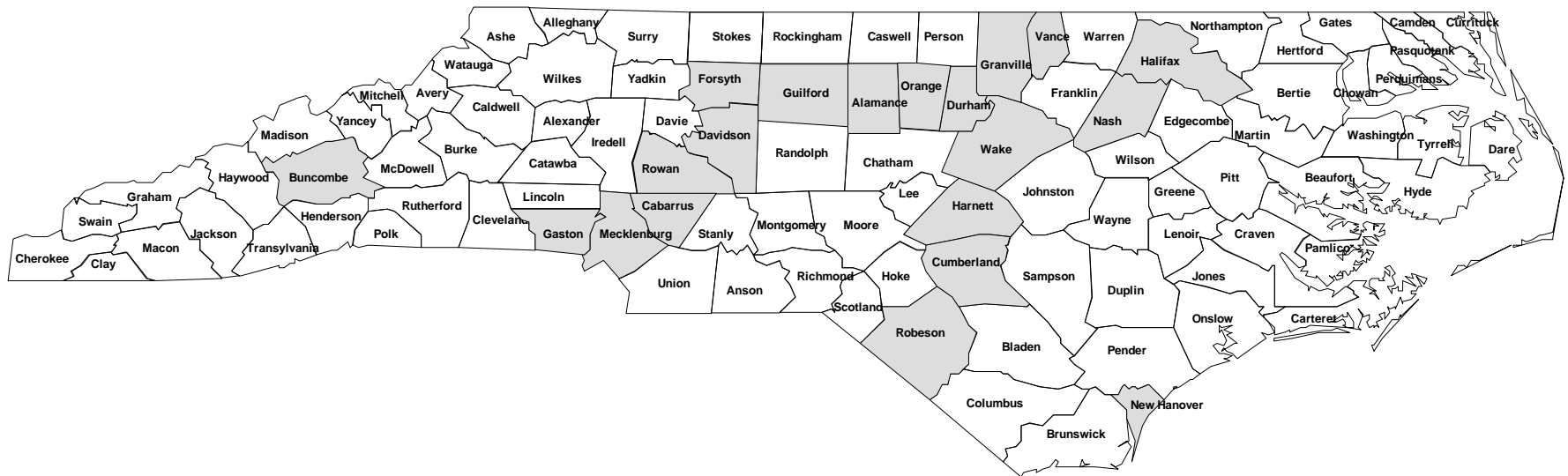
1. SBI SAFIS maintenance is based on a one fiscal year.
2. Cost is unknown since the criminal justice agencies in these 22 counties purchased the live scan equipment on their own.
3. \$750,000 used as match monies for 1998 NC GCC grant.
4. Recurring line and maintenance costs for live scan devices are incurred by the local agency at a cost of \$12,750 per year. That cost may vary depending on communications.
5. Monies are earmarked for 15 live scan devices in this portion 1999 "Faircloth" CJIN appropriation leaving 19 counties without a device.

Attachment - Mobile Data Network (MDN)

CJIN

Mobile Data Network

Phase One
1996- 1997



Proposed Phase One for '96 - '97

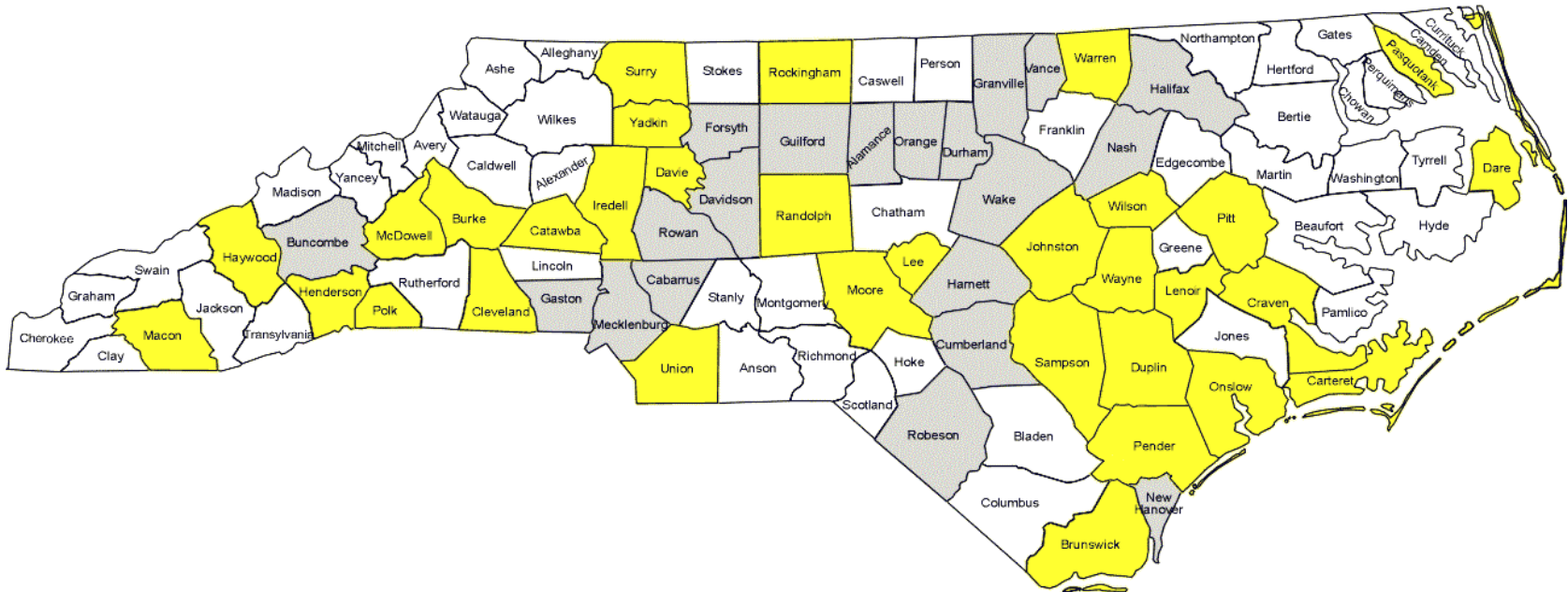


CJIN

Mobile Data Network

Proposed Phase Two

1997-1998



Proposed Phase Two for '97-'98

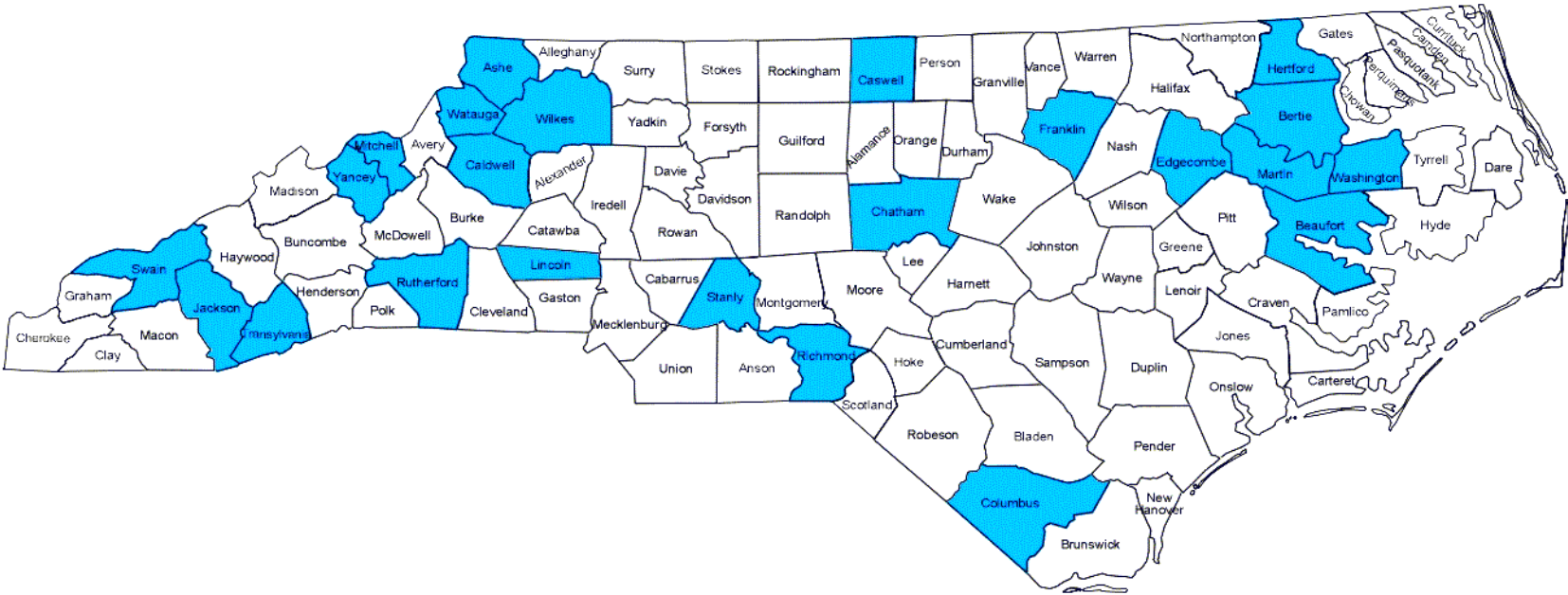
Covered in previous Phase

CJIN

Mobile Data Network

Proposed Phase Three

1998-1999



Proposed Phase Three for '98-'99



Covered in previous Phase

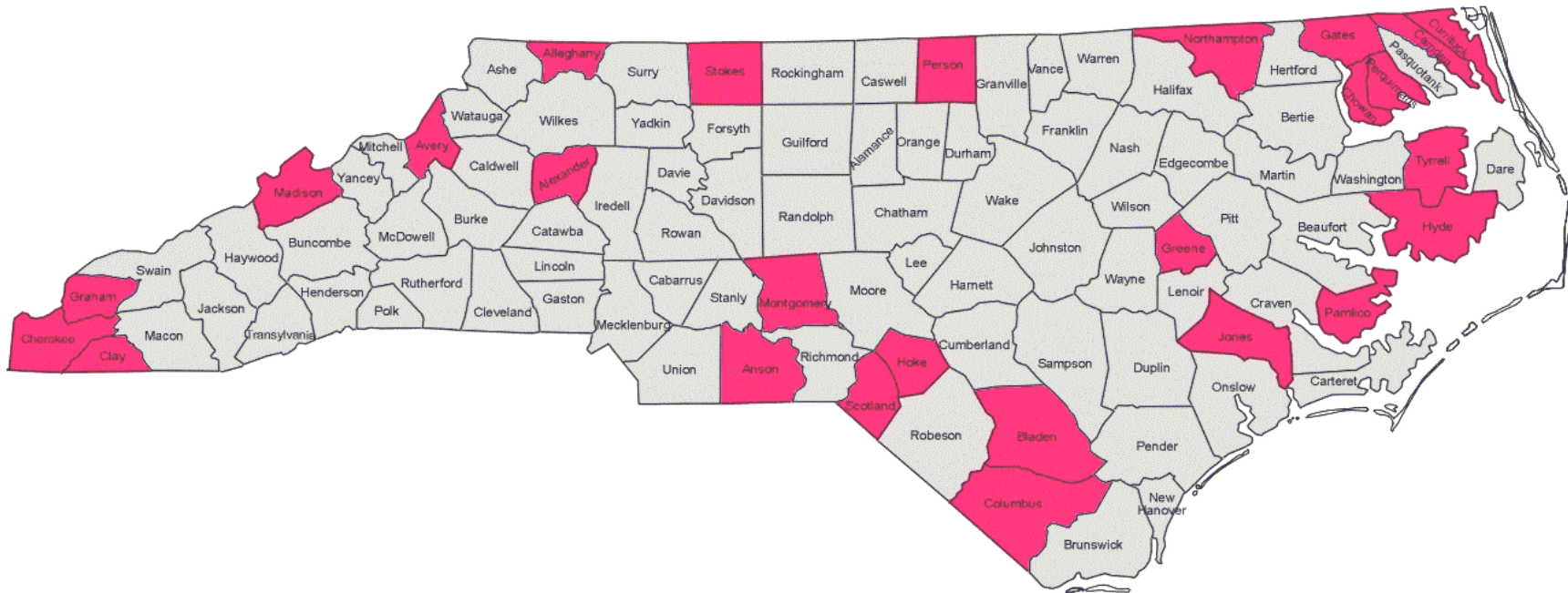


CJIN

Mobile Data Network

Proposed Phase Four

1999-2000



Phase Four Proposed for 1999-2000
Covered in previous Phase



Criminal Justice Information Network

Mobile Data Network

Phase One 1996-1997	Network Infrastructure	Amount Spent	Current Status	Counties Served	Population Served	Criminal Justice Agencies Served
1996 Legislative Appropriations	\$2,000,000	\$2,000,000	Completed	20	3,784,858	217
1996 Governors Crime Commission Grant	<u>\$500,000</u>	<u>\$500,000</u>				
Totals	\$2,500,000	\$2,500,000				
Provided for CJIN-MDN Message Switch, Radio Network Controllers, 18 Base Station Transmitters, network peripherals, and recurring costs for this phase.						
Phase Two 1997-1998	Network Infrastructure	Amount Spent	Current Status	Counties Served	Population Served	Criminal Justice Agencies Served
1997 Legislative Appropriations	\$2,406,000	\$2,406,000	Completed	32	2,169,081	285
1997 Governors Crime Commission Grant	<u>\$500,000</u>	<u>\$500,000</u>				
Totals	\$2,906,000	\$2,906,000				
Will provide for 38 Base Station Transmitters and recurring costs for this phase.						
Phase Three 1998-1999	Network Infrastructure	Amount Spent	Current Status	Counties Served	Population Served	Criminal Justice Agencies Served
1998 Legislative Appropriations Requested	\$2,406,000	In Process	Pending	23	855,887	144
1998 Governors Crime Commission Grant Proposed	<u>\$500,000</u>					
Totals	\$2,906,000	\$0				
Will provide for 38 Base Station Transmitters and recurring costs for this phase.						
Phase Four 1999-2000	Network Infrastructure	Amount Spent	Current Status	Counties Served	Population Served	Criminal Justice Agencies Served
Federal Grant	\$2,500,000	Site Planning	Pending	25	449,417	128
1999 Governors Crime Commission Grant Proposed	<u>\$180,000</u>	\$0				
Totals	\$2,680,000	\$0				
Will provide for 36 Base Station Transmitters and recurring costs for this phase.						
Phase Five 2000-2001 (Optional)	Network Infrastructure	Amount Spent	Current Status	Counties Served	Population Served	Criminal Justice Agencies Served
2000 Legislative Appropriations Requested	\$2,000,000	\$0	Proposed	100	7,259,243	As Needed
2000 Governors Crime Commission Grant Proposed	<u>\$500,000</u>	\$0				
Totals	\$2,500,000	\$0				
Will provide for "Fill In" Base Station Transmitters and recurring costs for this phase if needed.						

Criminal Justice Information Network

Mobile Data Network

Summary

	Network Base Station Transmitters Needed	Network Infrastructure Costs	Total Network Infrastructure plus recurring	Percent of NC Counties Served	Cumulative % of total Counties	Percent of NC Population Served	Cumulative % of total Population
CJIN-MDN Phase One	18	\$2,429,800	\$2,500,000	20%	20%	52%	52%
CJIN-MDN Phase Two	38	\$2,850,000	\$2,906,000	32%	52%	30%	82%
CJIN-MDN Phase Three	38	\$2,850,000	\$2,906,000	23%	75%	12%	94%
CJIN-MDN Phase Four	36	\$2,700,000	\$2,756,000	25%	100%	6%	100%
CJIN-MDN Phase Five (opt)	<u>UNK</u>	<u>\$2,500,000</u>	<u>\$2,595,000</u>				
	130	\$13,329,800	\$13,663,000	100%	100%	100%	100%
Participating Agencies:	56						
Operational MDTs:	1240						
MDT Subscribers:	1818						

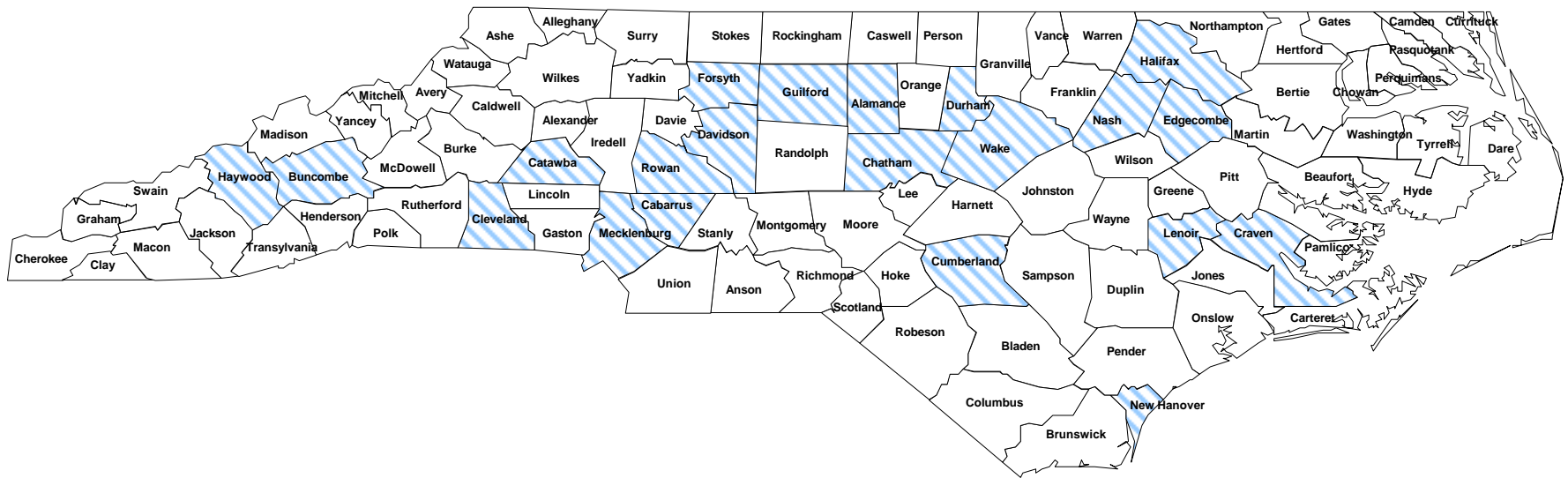
Attachment - CJIN - Voice Trunking Network

*Criminal Justice Information Network
Voice Trunking Network
Phase One 2000-2001*

Site No.	County	Proposed Sites this Phase	Population	Square Miles	No. of Criminal Justice Agencies	Cost Per County
1	Buncombe	1	190,987	659.33	15	190,000
2	Cabarrus	1	111,313	364.08	6	190,000
3	Cleveland	1	88,939	468.19	13	190,000
4	Craven	1	86,053	701.47	8	190,000
5	Cumberland	1	300,893	657.26	10	190,000
6	Davidson	1	138,700	548.28	6	190,000
7	Durham	1	196,709	297.74	8	190,000
8	Edgecombe	1	56,651	505.69	6	190,000
9	Guilford	2	373,561	650.77	12	380,000
10	Lenior	1	59,068	402.32	7	190,000
11	Mecklenburg	1	584,856	527.77	15	190,000
12	Nash	1	84,986	539.60	11	190,000
13	New Hanover	1	140,785	184.54	10	190,000
14	Rowan	1	119,108	519.02	11	190,000
15	Wake	1	528,405	854.36	27	190,000
16	Alamance	1	115,567	433.14	8	190,000
17	Chatham	1	43,267	707.91	10	190,000
18	Catawba	1	126,653	395.66	12	380,000
19	Forsyth	2	280,951	412.48	10	380,000
20	Halifax	1	57,902	723.69	10	190,000
21	Haywood	3	42,926	554.85	7	595,000
	Subtotals	26	3,734,650	11,108.15	222	4,980,000
		Troop B, C, D and G Console update				1,000,000
		Master Smart Zone Switch				2,500,000
		Microwave System Interconnect, 23 sites @ 175,000				4,025,000

	Microwave System Upgrade, 18 sites @ 175,000	3,150,000
	Omnalink Switch to Connect Zones with Software	2,500,000
	New Equipment Shelters 5 @ 35,000	175,000
	Technical Support, Training and Test Equipment	325,000
	System Integration and Installation	350,000
	Recurring Line Cost	60,000
	Subtotal Mainframe and Transport Cost	14,085,000
	Total Projected Cost, Phase One	19,065,000

Criminal Justice Information Network Voice Trunking Network



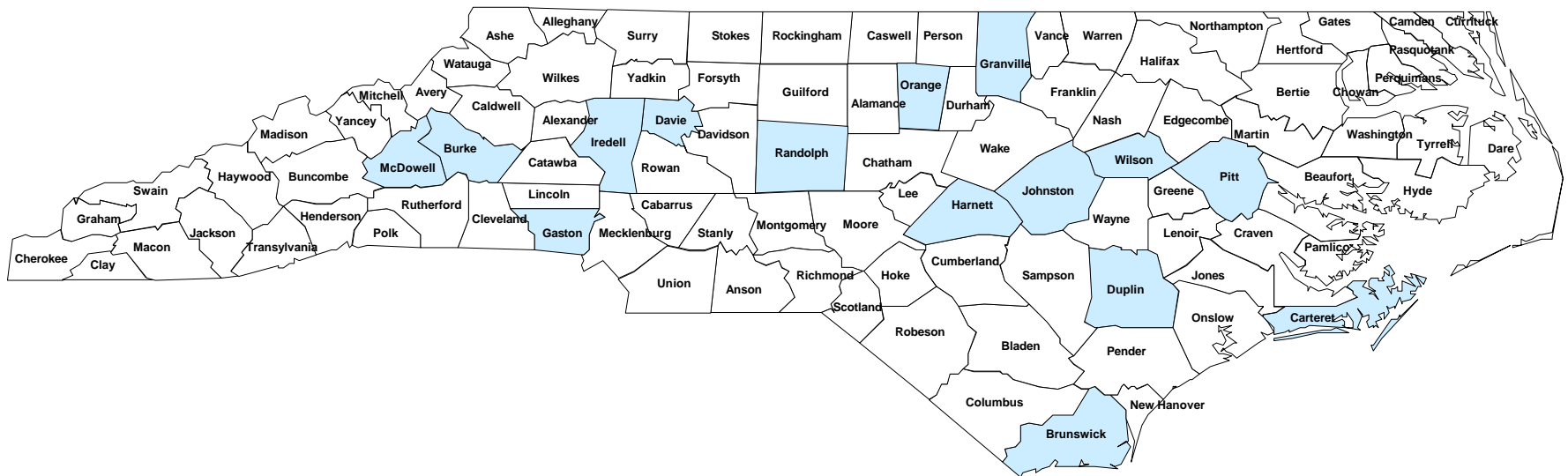
Proposed Phase One 2000-2001

*Criminal Justice Information Network
Voice Trunking Network
Phase Two 2001-2002*

Site No.	County	Proposed Sites this Phase	Population	Square Miles	No. of Criminal Justice Agencies	Cost Per County
1	Iredell	1	104,104	574.12	8	190,000
2	Johnston	1	95,571	795.41	13	190,000
3	McDowell	1	37,082	437.39	6	205,000
4	Orange	1	108,386	400.27	8	190,000
5	Pitt	1	119,661	656.52	11	190,000
6	Randolph	1	115,913	788.83	9	190,000
7	Wilson	1	67,907	374.27	10	215,000
8	Brunswick	3	61,836	860.49	16	590,000
9	Burke	2	81,694	504.45	10	380,000
10	Carteret	2	58,799	525.57	15	380,000
11	Davie	1	30,000	266.59	5	190,000
12	Duplin	1	42,490	819.22	11	190,000
13	Gaston	2	179,945	357.29	15	380,000
14	Granville	2	41,530	533.50	8	380,000
15	Harnett	2	77,759	601.11	9	380,000
	Subtotals	22	1,222,677	8,495.03	154	4,240,000
	Antennas and Transmission Systems					375,000
	Master Smart Zone Switch					2,500,000
	Communications Towers 1 @ 140,000					140,000
	Alarm System Interface					95,000
	Microwave System Interconnect, 9 sites @ 195,000					1,755,000
	Microwave System Upgrade, 19 sites @ 175,000					3,325,000
	Emergency Generators 10 @ 15,000					150,000
	New Equipment Shelters 15 @ 35,000					2,625,000
	Technical Support, Training and Test Equipment					325,000
	System Integration and Installation					350,000

	Recurring Line Cost	75,000
	Subtotal Mainframe and Transport Cost	11,715,000
	Total Projected Cost, Phase Two	15,955,000

Criminal Justice Information Network Voice Trunking Network



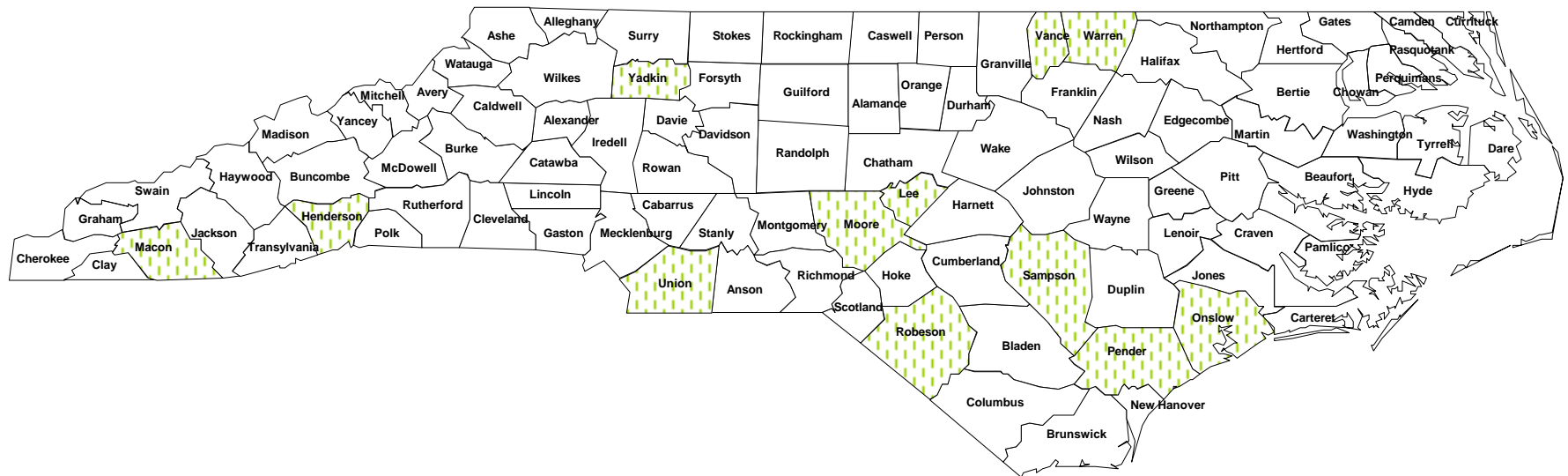
 Proposed Phase Two 2001-2002

*Criminal Justice Information Network
Voice Trunking Network
Phase Three 2002-2003*

Site No.	County	Proposed Sites this Phase	Population	Square Miles	No. of Criminal Justice Agencies	Cost Per County
1	Henderson	3	77,990	374.39	5	570,000
2	Lee	1	46,150	259.28	6	190,000
3	Macon	3	26,424	516.58	5	570,000
4	Moore	1	67,293	701.25	15	190,000
5	Onslow	2	149,569	762.61	10	380,000
6	Pender	1	35,476	874.82	7	190,000
7	Robeson	2	112,238	949.19	13	380,000
8	Sampson	2	50,525	946.85	9	380,000
9	Union	2	98,575	639.28	7	380,000
10	Vance	1	40,277	248.79	5	190,000
11	Warren	1	18,115	427.10	5	190,000
12	Yadkin	1	33,409	335.74	8	190,000
	Subtotals	20	756,041	7,035.88	95	3,800,000
Included in the Project & Engineering Services is to be 1 additional personnel position for system administration.	Zone Switch with Software					2,500,000
	Antennas and Coaxial Cables					375,000
	Troop E, F & H Console Update					750,000
	Microwave System Interconnect, 14 sites @ 195,000					2,730,000
	Microwave System Upgrade, 3 @ 175,000					525,000
	New Equipment Buildings 17 @ 35,000					595,000
	Emergency Generators 6 @ 15,000					90,000
	Communications Towers 3 @ 140,000 ea.					420,000
	Technical Support, Training and Test Equipment					650,000
	Alarm System Interface					125,000
	Project & Engineering Services, Training & Test Equipment					1,150,000
	Subtotal Mainframe and Transport Cost					9,910,000
	500 Mobile/Portable Radios @ 3850.00 ea.					1,925,500
	250 Mobile Chargers @ 550 ea.					137,500

	Subtotal for Mobile Radios	2,063,000
	Total Projected Cost, Phase Three	15,773,000

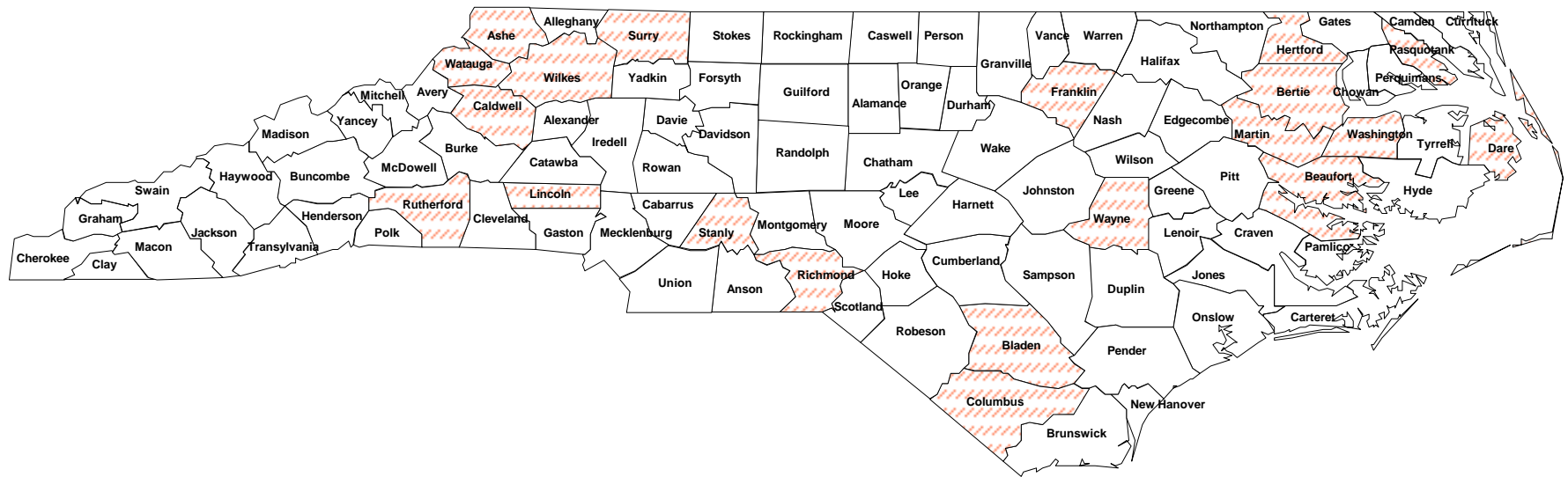
Criminal Justice Information Network Voice Trunking Network



Proposed Phase Three 2002-2003

<i>Criminal Justice Information Network</i>						
<i>Voice Trunking Network</i>						
<i>Phase Four 2003-2004</i>						
Site No.	County	Proposed Sites this Phase	Population	Square Miles	No. of Criminal Justice Agencies	Cost Per County
1	Ashe	2	23,109	426.16	6	380,000
2	Beaufort	2	44,044	826.10	10	380,000
3	Bertie	2	20,622	700.93	7	380,000
4	Bladen	2	29,686	878.92	8	380,000
5	Caldwell	1	73,934	471.17	7	190,000
6	Columbus	2	51,336	938.44	9	380,000
7	Dare	4	26,061	390.79	10	690,000
8	Franklin	2	42,036	494.38	7	380,000
9	Hertford	1	22,454	356.09	7	190,000
10	Lincoln	1	56,415	298.26	4	190,000
11	Martin	1	27,059	460.76	6	190,000
12	Richmond	2	45,044	477.19	6	380,000
13	Surry	2	65,178	539.34	7	380,000
14	Wayne	2	110,889	553.70	11	380,000
15	Pasquotank	1	34,158	228.00	5	190,000
16	Rutherford	2	59,139	567.62	8	380,000
17	Stanley	2	54,553	395.78	10	380,000
18	Washington	2	13,863	331.63	5	380,000
19	Watauga	2	40,366	314.05	7	380,000
20	Wilkes	2	61,790	752.21	6	380,000
	Subtotals	37	901,736	10,401.52	146	6,580,380
At this phase the Project and Engineering cost needs to include additional technical personnel for system operation and maintenance.	Zone Switch with Software					2,500,000
	Troop A Console Update					250,000
	Microwave system Interconnect, 25 sites @ 195,000					4,875,000
	Microwave system upgrade, 7 @ 175,000					1,225,000
	New Equipment Buildings 26 @ 15,000					910,000
	Emergency Generators 25 @ 15,000					375,000
	Communications Tower 1 @ 175,000					175,000
	Communications Towers 4 @ 140,000 ea.					560,000
	Technical Support, Training and Test Equipment					650,000
	Alarm System Interface					65,000
	Annual Recurring cost for system maintenance					2,000,000
	Project & Engineering Services Training & Test Equipment					1,150,000
	Subtotal Mainframe and Transport Cost					14,735,000
	300 Mobile/Portable Radios @ 3850.00 ea.					1,155,000
	300 Mobile Chargers @ 550 ea.					165,000
	Subtotal for Mobile Radios					1,320,000
	Total Projected Cost, Phase Four					22,635,380

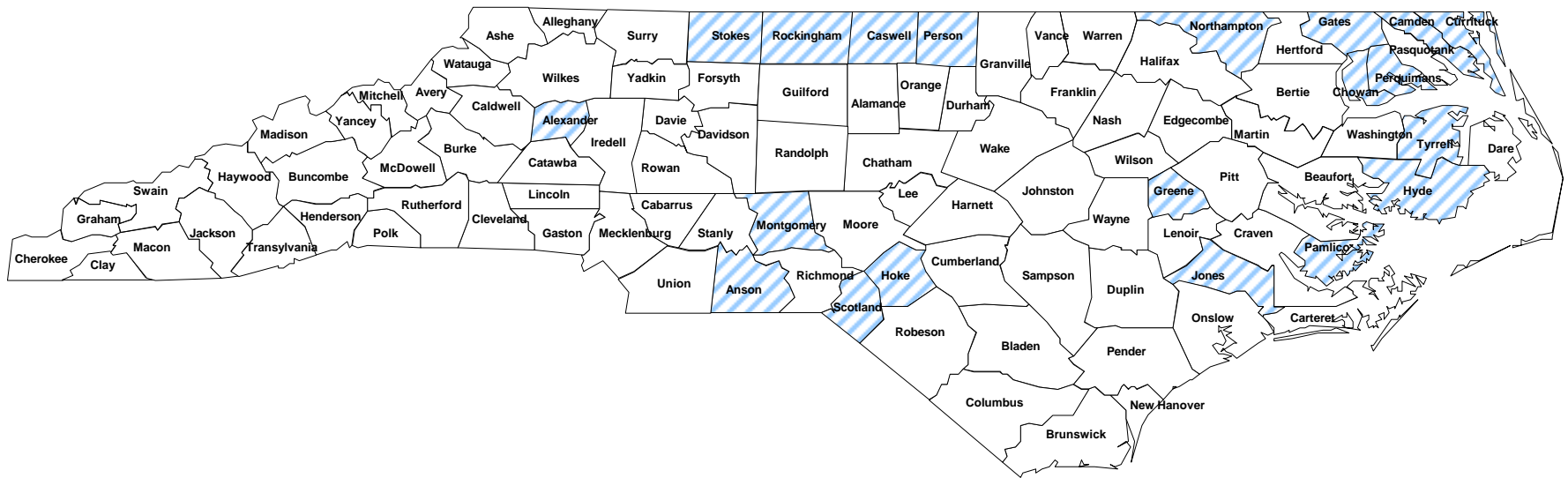
Criminal Justice Information Network Voice Trunking Network



Proposed Phase Four 2003-2004

Criminal Justice Information Network						
Voice Trunking Network						
Phase Five 2004-2005						
Site No.	County	Proposed Sites this Phase	Population	Square Miles	No. of Criminal Justice Agencies	Cost Per County
1	Alexander	1	30,494	258.64	4	190,000
2	Anson	2	24,236	533.14	7	380,000
3	Caswell	1	21,502	427.51	4	190,000
4	Camden	2	6,273	240.49	3	380,000
5	Chowan	1	14,068	181.55	4	190,000
6	Currituck	2	16,012	255.59	3	380,000
7	Gates	2	9,856	338.25	4	380,000
8	Greene	1	16,725	266.37	3	190,000
9	Hoke	1	27,890	391.16	4	190,000
10	Hyde	3	5,288	624.22	3	570,000
11	Jones	1	9,595	470.01	5	190,000
12	Montgomery	2	23,582	489.55	8	380,000
13	Northampton	2	20,453	538.32	12	380,000
14	Pamlico	2	11,896	340.73	4	380,000
15	Perquimans	1	10,736	246.40	5	190,000
16	Person	2	32,020	398.02	4	380,000
17	Rockingham	2	88,379	568.64	8	380,000
18	Scotland	2	35,013	319.33	6	380,000
19	Stokes	2	41,162	452.04	7	380,000
20	Tyrrell	1	3,917	406.82	3	190,000
	Subtotals	33	449,097	7,746.78	101	6,270,000
At this phase the Project and Engineering Cost needs to include additional technical personnel for system operation and maintenance.		Zone Switch with Software				2,500,000
		Antennas and Coaxial cable				277,000
		Microwave System Interconnect, 33 sites @ 195,000				6,435,000
		New equipment Buildings 19 @ 35,000				665,000
		Emergency Generators 21 @ 15,000				315,000
		Communications Tower 3 @ 175,000				525,000
		Communications Towers 4 @ 140,000 ea.				560,000
		Technical Support, Training and Test Equipment				950,000
		Alarm System Interface				60,000
		Annual Recurring cost for system maintenance				2,500,000
		Project & Engineering Services				1,150,000
		Subtotal Mainframe and Transport Cost				15,937,000
		300 Mobile/Portable Radios @ 3850.00 ea.				1,155,000
		300 Mobile Chargers @ 550 ea.				165,000
						1,320,000
Total Projected Cost, Phase Five					23,527,000	

Criminal Justice Information Network Voice Trunking Network



Proposed Phase Five 2004-2005

*Criminal Justice Information Network
Voice Trunking Network
Phase Six 2005-2006*

Site No.	County	Proposed Sites this Phase	Population	Square Miles	No. of Criminal Justice Agencies	Cost Per County
1	Allegheny	2	9,564	234.52	5	380,000
2	Avery	2	15,269	247.07	8	380,000
3	Cherokee	3	22,787	451.83	5	570,000
4	Clay	2	7,727	312.91	3	380,000
5	Graham	2	7,469	288.69	3	380,000
6	Jackson	3	28,890	490.52	5	570,000
7	Madison	3	17,699	451.31	7	570,000
8	Mitchell	2	14,518	222.00	5	380,000
9	Polk	1	15,824	238.30	6	190,000
10	Swain	3	11,575	525.98	5	570,000
11	Transylvania	3	27,489	378.28	4	570,000
12	Yancey	2	16,231	313.60	5	380,000
	Subtotals	28	195,042	4,155.01	61	4,940,380
At this phase the Project and Engineering cost needs to include additional technical personnel for system operation and maintenance.		Zone Switch with Software				2,500,000
		Antennas and Coaxial Cable				255,000
		Microwave System Interconnect, 32 sites @ 155,000				4,960,000
		New Equipment Buildings 21 @ 35,000				735,000
		Emergency Generators 24 @ 15,000				360,000
		Communications Tower 4 @ 105,000				420,000
		Communications Towers 10 @ 55,000 ea.				550,000
		4 Additional 5 channel repeaters for fill-in @ 190,000 ea.				760,000
		Technical Support, Training and Test Equipment				950,000
		Alarm System Interface				45,000
		Annual Recurring cost for system maintenance				2,500,000
		Project & Engineering Services				1,350,000
		Subtotal Mainframe and Transport Cost				15,385,000
		350 Mobile/Portable Radios @ 3850.00 ea.				1,347,000
		350 Mobile Chargers @ 550 ea.				192,000
		Subtotal for Mobile Radios				1,539,000
Total Projected Cost, Phase Six						21,864,380

Criminal Justice Information Network Voice Trunking Network



Proposed Phase Six 2005-2006

Criminal Justice Information Network

Voice Trunking Network

Phase Seven 2004-2005

This phase will include a study of the need of additional maintenance and administrative personnel.	Zone Switch with Software	2,500,000
	Antennas and Coaxial Cable	425,000
	Microwave System Interconnect, 18 sites @ 155,000	2,790,000
	New Equipment Buildings 15 @ 35,000	525,000
	Emergency Generators 15 @ 15,000	225,000
	Communications Towers where needed	1,120,000
	12 Sites converted from 5 to 10 channel sites	2,280,000
	20 Additional 5 channel repeaters for fill-in @ 190,000 ea.	3,800,000
	Technical Support, Training and Test Equipment	925,000
	Annual Recurring cost for system maintenance	2,500,000
	Project & Engineering Services	550,000
	Maintenance and Administrative Personnel	200,000
	Subtotal Mainframe and Transport Cost	17,840,000
	150 Mobile/Portable Radios @ 3850.00 ea.	577,500
	150 Mobile Chargers @ 550 ea.	82,500
	Subtotal for Mobile Radios	660,000
	Total Projected Cost, Phase Seven	18,500,000

Attachment - Juvenile Network (J-NET)

JUVENILE NETWORK (J-NET)

Summary Points for Subsequent Materials

Work Plan Summary

Overall development of system with number of individuals and job description.
Gets J-NET to the point of statewide implementation.
Automates Court Counselor, Clerks of Juvenile Court, and Detention/Training School Functions.

Phase 1 Work Plan

Detailed tasks of individuals from April'99 through June'00.
The project management team consists of the project director and project manager currently provided by OJJ.

Phase 1 Cost Estimates

Cost the Short Term Work Plan
Provides information on recurring expenditure (\$120,000) (\$210,000 annual)
Provides detail on per month nonrecurring expenditure
Current Funding Availability in priority expenditure order
 \$146,000 current GCC grant (will be spent within first month)
 \$600,000 appropriation (will be spent by Aug '99)
 \$610,000 NCHIP (will be spent by Oct '99)
 \$600,000 JAIBG (will be spent by Dec '99)
 \$400,000 DCSI (will be spent by Jan '00)
\$800,000 in Governor's Budget would allow the project to continue until April '00
Two month time period is in question
Fiscal year 2000-01 funding possibilities
 \$800,000 Governor's Budget
 \$5,000,000 Federal Request by CJIN

J-NET Cost Figures

Detail on cost estimates

J-NET Draft Budget Proposal

Long Term Cost Estimates

JUVENILE NETWORK (J-NET) WORK PLAN SUMMARY

DRAFT

MONTH	April'99	May'99	June'99	July'99	Aug'99	Sept'99	Oct'99	Nov'99	Dec'99	Jan'00	Feb'00	Mar'00	Apr'00	May'00	June'00	July'00	Aug'00	Sept'00	Oct'00	Nov'00	Dec'00	Jan'01	Feb'01	Mar'01	Apr'01	May'01	June'01	July'01	Aug'01		
Project Management	1-PD	1-PD	1-PD	1-PD	1-PD	1-PD	1-PD	1-PD	1-PD	1-PD	1-PD	1-PD	1-PD	1-PD	1-PD	1-PD	1-PD	1-PD	1-PD	1-PD	1-PD	1-PD	1-PD	1-PD	1-PD	1-PD	1-PD	1-PD	1-PD	1-PD	
Scope	3-BA 3-AP	3-BA 3-AP	3-BA 3-AP																												
Business Requirements				3-BA 3-AP	3-BA 3-AP	6-BA 6-AP	6-BA 6-AP	6-BA 6-AP																							
Application Design				1-TW	2-TW	3-TW	3-TW	3-TW	9-BA 9-AP 3-DBA 6-TW	9-BA 9-AP 3-DBA 6-TW	9-BA 9-AP 3-DBA 6-TW	9-BA 9-AP 3-DBA 6-TW	9-BA 9-AP 3-DBA 6-TW	9-BA 9-AP 3-DBA 6-TW	9-BA 9-AP 3-DBA 6-TW																
Network Design									8-LW	8-LW	8-LW																				
Network and Workstation Implementation											12-LW	12-LW	16-LW	16-LW	16-LW	16-LW	16-LW	16-LW	16-LW	16-LW	16-LW	16-LW	16-LW	16-LW	16-LW						
Programming / Unit test																21-AP 3-DBA	21-AP 3-DBA	11-AP 3-DBA	11-AP 3-DBA	11-AP 3-DBA	11-AP 3-DBA	11-AP 3-DBA	11-AP 3-DBA								
Test Plans																13-BA	13-BA	13-BA	13-BA	13-BA	13-BA	13-BA	13-BA								
Testing / Debug																8-BA	8-BA	8-BA	8-BA	8-BA	8-BA	8-BA	8-BA								
Full System Test																							21-BA 12-AP 3-DBA	21-BA 12-AP 3-DBA							
Pre-Implementation (user materials & training manuals)																6-TW	6-TW	6-TW	6-TW	6-TW	6-TW	6-TW	6-TW	6-TW	6-TW						
Training, Conversion & Implementation																								21-BA 12-AP 16-LW 3-DBA	21-BA 12-AP 16-LW 3-DBA	21-BA 12-AP 16-LW 3-DBA	21-BA 12-AP 16-LW 3-DBA	21-BA 12-AP 16-LW 3-DBA	21-BA 12-AP 16-LW 3-DBA		

Current FTE's are 1 Project Director and 2 Business Analyst. Others will need to be phased in as necessary. Remaining positions will be fulfilled through contracts.

This workplan projects timelines under optimal funding.

Statewide distribution of the system will require an additional period of time.

PD: Project Director BA: Business Analyst AP: Analyst Programmer LW: Lan/Wan Operator DBA: Database Administrator TW: Technical Writer

Juvenile Network (J-NET) Phase One Work Plan

DRAFT

MONTH	April'99	May'99	June'99	July'99	Aug'99	Sept'99	Oct'99	Nov'99	Dec'99	Jan'00	Feb'00	Mar'00	April'00	May'00	June'00
Project Management															
Project Planning/Oversight															
Cost Benefit/Risk and Change Mng't															
Project Reporting															
General Assembly/IRMC/CJIN															
Project Funding															
Grant Writing/Monitoring/Administration															
Establish/Monitor Contracts															
Hire Project Director															
Hire Business Analysts															
Scope															
Develop/Document Project Scope															
Obtain Sponser Sign Off															
Business Requirements															
Review Focus Group Findings															
Prepare Requirements Materials															
Interview Users															
Develop Draft															
Obtain Sponser Sign Off															
Application Design															
Determine Development Approach															
Investigate/Evaluate/Select Architecture (Platform/Development Lanquage/D'base/ Enduser Software and Network)															
Data Process Models															
External Application Design (Windows/Screens/Reports)															
Internal Application Design (Database/Program Specifications)															

Juvenile Network (J-NET) Phase One Cost Estimates

DRAFT

MONTH	April'99	May'99	June'99	July'99	Aug'99	Sept'99	Oct'99	Nov'99	Dec'99	Jan'00	Feb'00	Mar'00	April'00	May'00	June'00
Project Management	\$41,308	\$9,919	\$9,919	\$9,919	\$9,919	\$9,919	\$9,919	\$9,919	\$9,919	\$9,919	\$9,919	\$9,919	\$9,919	\$9,919	\$9,919
Scope 2 FTE's 1 Contract	\$74,976	\$12,198	\$12,198												
	\$43,328	\$11,939	\$11,939												
	\$129,984	\$35,817	\$35,817												
Business Requirements				\$12,198	\$12,198	\$12,198	\$12,198	\$12,198							
				\$11,939	\$11,939	\$141,923	\$47,756	\$47,756							
				\$35,817	\$35,817	\$165,801	\$71,634	\$71,634							
						\$129,984	\$35,817	\$35,817							
				\$38,691	\$45,993	\$53,295	\$21,906	\$21,906							
Application Desigr									\$12,198	\$12,198	\$12,198	\$12,198	\$12,198	\$12,198	\$12,198
									\$177,740	\$83,573	\$83,573	\$83,573	\$83,573	\$83,573	\$83,573
									\$201,618	\$107,541	\$107,541	\$107,541	\$107,541	\$107,541	\$107,541
									\$98,595	\$35,817	\$35,817	\$35,817	\$35,817	\$35,817	\$35,817
									\$137,979	\$43,812	\$43,812	\$43,812	\$43,812	\$43,812	\$43,812
TOTAL PER MONTH	\$289,596	\$69,873	\$69,873	\$108,564	\$115,866	\$544,509	\$211,169	\$211,169	\$638,049	\$292,860	\$292,860	\$292,860	\$292,860	\$292,860	\$292,860
Total Recurring	\$17,500	\$17,500	\$17,500	\$17,500	\$17,500	\$17,500	\$17,500	\$17,500	\$17,500	\$17,500	\$17,500	\$17,500	\$17,500	\$17,500	\$17,500
Total Nonrecurring	\$272,096	\$52,373	\$52,373	\$91,064	\$98,366	\$527,009	\$193,669	\$193,669	\$620,549	\$275,360	\$275,360	\$275,360	\$275,360	\$275,360	\$275,360
Cummulative NR Total	\$272,096	\$324,469	\$376,842	\$467,906	\$566,272	\$1,093,281	\$1,286,950	\$1,480,619	\$2,101,168	\$2,376,528	\$2,651,888	\$2,927,248	\$3,202,608	\$3,477,968	\$3,753,320

Other Contractual Costs: IRM Quality Assurance Review \$20,000

Current Funding Availability:	Recurring	Non-Rec	Available	Riverts
Current GCC Grant		\$146,000	Now	Sep-99
Current Appropriation	\$120,000	\$600,000	Now	Jun-99
GCC NCHIP Grant (Preapproval only)		\$610,000	Jul-99	Jul-00
GCC JAIBG Grant (Preapproval only)		\$600,000	Jul-99	Nov-00
GCC DCSI Grant (Preapproval only)		\$400,000	Jul-99	Sep-01
Governor's Budget (Proposed)		\$800,000	Jul-99	Jun-00
Future Funding Available 2000-01 FY (Phase 2)				
CJIN Federal Appropriation (Proposed)		\$5 million	Jul-00	Jun-01
Governor's Budget (Proposed)		\$800,000	Jul-00	Jun-01

J-NET Cost Figures

Costs for each contract/ position include:

First month contract/position costs:

Salary:

Project Director \$100,554 per year / \$8380 per month
FTE Business Analyst \$54,724 / \$4560 per month
(includes FICA, Social Security, and Hospitalization)

Business Analyst, Analyst Programmers, LAN/WAN
Operators, and Database Administrators:
\$65/hr 40hrs per wk 4 wks per month \$10,400

Technical Writers
\$45/hr 40hrs per wk 4 wks per month \$7,200

Office Supplies per person: \$50 per month

Travel per person:

12 days lodging at \$53 per day: \$636 per month
12 days meals at \$28 per day: \$336
Mileage at 1500mi at .31 per mile: \$465

Telephone per person: \$52 per month

Registration Fees per person: \$250 a day/10 days = \$2,500

Maintenance Agreements per person: \$46

Equipment per person

Desk: \$673
Chair: \$377
Filing Cabinet: \$329
Bookshelf: \$285
Computer Workstation: \$384
Computer: \$6,389
Development Software: \$20,000
Wiring and Installation: \$406

Subsequent month contract/position costs:

Salary

Office Supplies

Travel

Telephone

J-NET DRAFT BUDGET PROPOSAL

	Fiscal Year 1999-2000	Fiscal Year 2000-2001	Fiscal Year 2001-2002	Fiscal Year 2002-2003	Fiscal Year 2003-2004
I. ESTABLISH JUVENILE NETWORK GOVERNANCE					
1 Executive Director	\$95,952	\$89,349	\$89,349	\$89,349	\$89,349
1 Business Analyst	\$0	\$80,064	\$80,064	\$80,064	\$80,064
1 Clerical Support Staff	\$0	\$39,509	\$39,509	\$39,509	\$39,509
Board Operation (Travel/Contractors)	\$78,550	\$91,078	\$91,078	\$91,078	\$91,078
Staff and Operation	\$174,502	\$300,000	\$300,000	\$300,000	\$300,000
TOTAL	\$174,502	\$300,000	\$300,000	\$300,000	\$300,000

II. AUTOMATE OFFICE OF JUVENILE JUSTICE FUNCTIONS (JSD AND DYS)					
<i>2,080 hours a year @ \$60 an hour and \$28,693 operating costs</i>					
Contractors (Analyst/Programmers)	\$3,069,860	\$4,115,584	\$1,732,584	\$1,732,584	\$1,732,584
Software Development and Operation	\$3,069,860	\$4,115,584	\$1,732,584	\$1,732,584	\$1,732,584
<i>1 PC per Chief Court Counselor/ Court Counselor Supervisor/ Intake Counselor/Secretary 1 PC per every 3 Court Counselors</i>					
272 PC's at \$3,400		\$924,800			
<i>1 PC per Cottage/Social Worker/ Psychologist/2 per Detention Center</i>					
130 PC's at \$3,400		\$442,000			
System Data Line & Connectivity					
Charges and Frame Relay		\$385,200	\$375,130	\$375,130	\$375,130
Training		\$100,000	\$200,000	\$50,000	\$50,000
Equipment	\$100,000	\$1,852,000	\$575,130	\$425,130	\$425,130
TOTAL	\$3,169,860	\$5,967,584	\$2,307,714	\$2,157,714	\$2,157,714

III. AUTOMATE COURT CLERK FUNCTIONS					
<i>2,080 hours a year @ \$60 an hour and \$28,693 operating costs</i>					
Contractors (Analyst/Programmers)	\$920,958	\$1,173,278	\$433,146	\$433,146	\$433,146
Software Development and Operation	\$920,958	\$1,173,278	\$433,146	\$433,146	\$433,146
<i>1 terminal per Juvenile Clerk</i>					
100 PC's @ \$1,191.20		\$119,120			
Training		\$50,000	\$25,000	\$25,000	\$25,000
Equipment	\$25,000	\$169,120	\$25,000	\$25,000	\$25,000
TOTAL	\$945,958	\$1,342,398	\$458,146	\$458,146	\$458,146

TOTAL ALL THREE PARTS					
Staff and Operation	\$174,502	\$300,000	\$300,000	\$300,000	\$300,000
Software Development and Operation	\$3,990,818	\$5,288,862	\$2,165,730	\$2,165,730	\$2,165,730
Equipment	\$125,000	\$2,021,120	\$600,130	\$450,130	\$450,130
TOTAL ALL COSTS	\$4,290,320	\$7,609,982	\$3,065,860	\$2,915,860	\$2,915,860

NOTE: Cost-of-living increase is not included beyond Year 1./ Position costs are calculated at AOC midpoint salary./ Upgrades and maintenance of computers is not include